

# TRAFFIC ANALYSIS REPORT

For Project: Linden Court incoming October  
 Location/Name: Incoming Dir  
 Report Generated: 01/11/2016 00:50:39  
 Speed Intervals = 5 mph  
 Time Intervals = 5 minutes

Traffic Report From 01/10/2016 00:15:00 through 01/11/2016 00:15:00

85th Percentile Speed = 33.5 mph  
 85th Percentile Vehicles = 121,254 counts  
 Max Speed = 65.0 mph on 08/10/2016 01:30:00  
 Total Vehicles = 142,652 counts  
 AADT: 4601.7

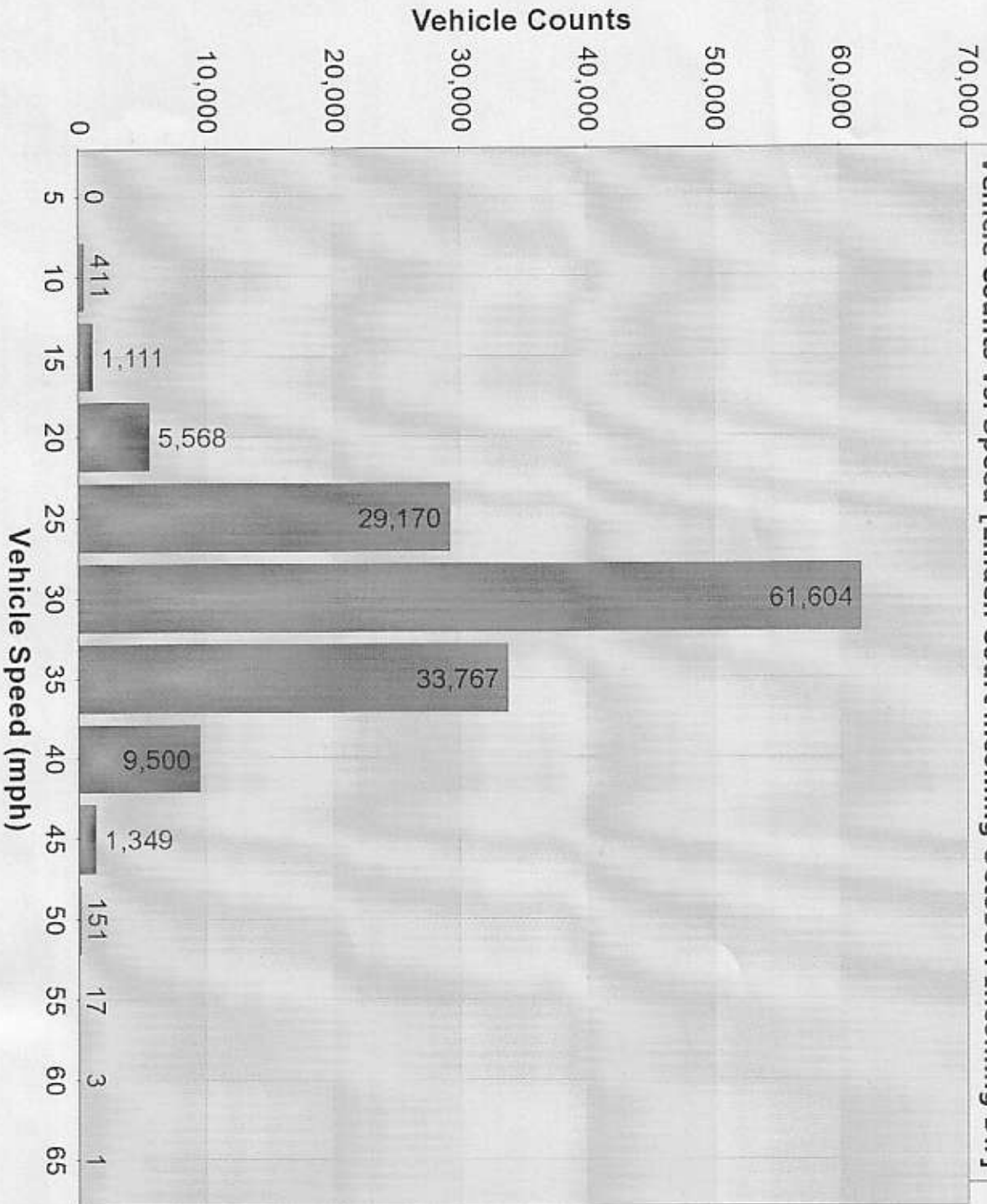
Volumes - weekly vehicle counts

Average Daily	Time	5 Day	7 Day
AM peak	8:00 to 9:00	410	353
PM peak	5:00 to 6:00	397	357

Speed  
 Speed limit: 30 mph  
 85th Percentile Speed: 33.5 mph  
 Average Speed: 30.4 mph

	Monday	Tuesday	Wednesday	Thursday	Friday	Saturday	Sunday
Count over limit	7102	5307	6005	5834	6196	7551	6793
% over limit	31.1	28.3	30.3	30.2	30.6	32.2	37.4
Avg speeder	33.4	33.4	33.4	33.3	33.4	33.4	33.6

Vehicle Counts Vs. Speed [Linden Court incoming October: Incoming Dir]



142,652 Counts

# TRAFFIC ANALYSIS REPORT

For Project: Hurworth Road outgoing October  
 Location/Name: Incoming Dir  
 Report Generated: 01/11/2016 00:47:20  
 Speed Intervals = 5 mph  
 Time Intervals = 5 minutes

Traffic Report From 01/09/2016 00:15:00 through 01/10/2016 00:11:43

85th Percentile Speed = 34.7 mph  
 85th Percentile Vehicles = 66,996 counts  
 Max Speed = 70.0 mph on 22/09/2016 23:11:43  
 Total Vehicles = 78,819 counts  
 AADT: 2627.5

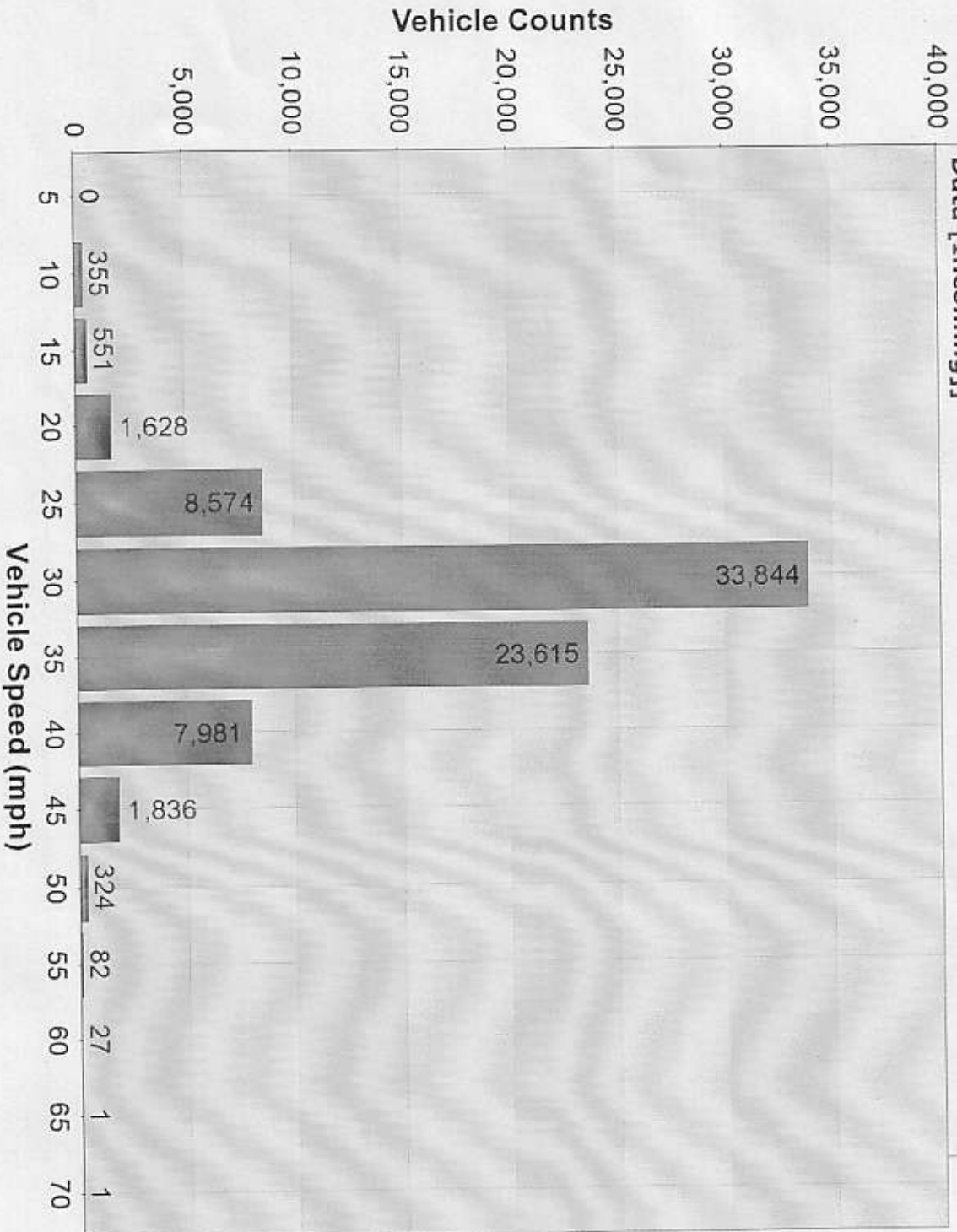
## Volumes - weekly vehicle counts

Average Daily	Time	5 Day	7 Day
AM peak	8:00 to 9:00	286	234
PM peak	5:00 to 6:00	283	241

Speed  
 Speed limit: 30 mph  
 85th Percentile Speed: 34.7 mph  
 Average Speed: 32.0 mph

	Monday	Tuesday	Wednesday	Thursday	Friday	Saturday	Sunday
Count over limit	4683	4661	3987	5478	6545	4452	4061
% over limit	42.8	42.2	37.0	38.7	44.0	47.4	53.2
Avg speeder	33.8	33.8	33.9	33.9	33.9	34.1	34.2

Vehicle Counts Vs. Speed [Hurworth Road outgoing October: Imported Data [Incoming]]



78,819 Counts

# TRAFFIC ANALYSIS REPORT

For Project: Roundhill Road incoming October  
 Location/Name: Incoming Dir  
 Report Generated: 01/11/2016 00:55:11  
 Speed Intervals = 5 mph  
 Time Intervals = 5 minutes

Traffic Report From 01/10/2016 00:15:00 through 01/11/2016 00:15:00

85th Percentile Speed = 32.5 mph  
 85th Percentile Vehicles = 47,749 counts  
 Max Speed = 60.0 mph on 18/10/2016 09:00:00  
 Total Vehicles = 56,175 counts  
 AADT: 1812.1

Volumes - weekly vehicle counts

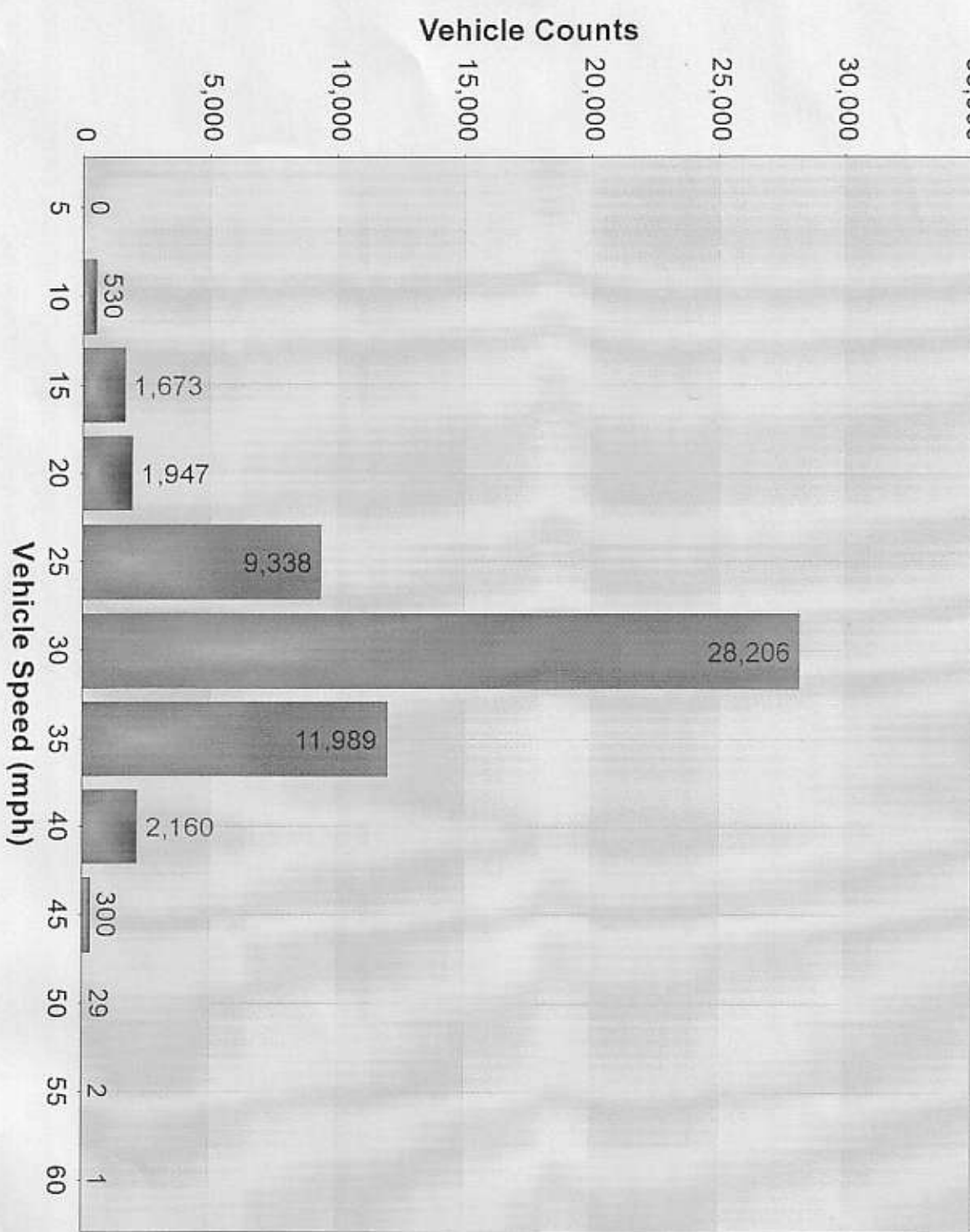
Average Daily	Time	5 Day	7 Day
AM peak	8:00 to 9:00	1,988	1,834
PM peak	5:00 to 6:00	171	138
		210	179

Speed  
 Speed limit: 30 mph  
 85th Percentile Speed: 32.5 mph  
 Average Speed: 29.7 mph

	Monday	Tuesday	Wednesday	Thursday	Friday	Saturday	Sunday
Count over limit	2475	1871	1926	1726	2063	2347	2073
% over limit	26.0	24.1	24.3	21.5	24.5	29.6	31.5
Avg speeder	33.0	32.9	32.9	32.9	33.0	33.1	33.1



Vehicle Counts Vs. Speed [Roundhill Road incoming October: Incoming Dir]



56,175 Counts