

TRAFFIC ANALYSIS REPORT

For Project: Hurworth Road outgoing February
 Location/Name: Incoming Dir
 Report Generated: 02/03/2017 08:32:13
 Speed Intervals = 5 mph
 Time Intervals = 5 minutes

Traffic Report From 01/02/2017 00:15:00 through 01/03/2017 00:15:00

85th Percentile Speed = 34.7 mph
 85th Percentile Vehicles = 57,791 counts
 Max Speed = 75.0 mph on 02/02/2017 00:00:00
 Total Vehicles = 67,989 counts
 AADT: 2428.2

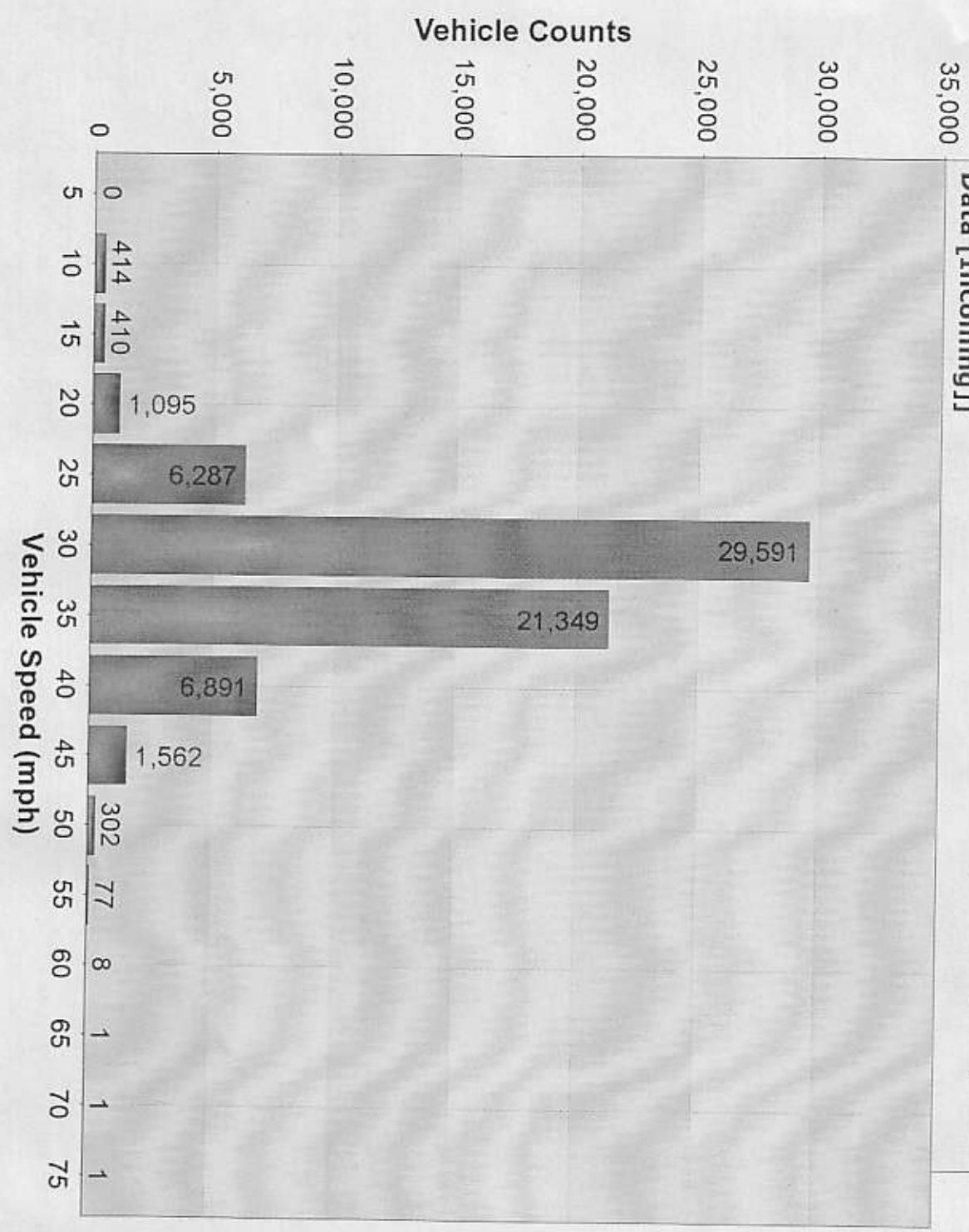
Volumes - weekly vehicle counts

Average Daily	Time	5 Day	7 Day
AM peak	8:00 to 9:00	264	215
PM peak	5:00 to 6:00	248	211

Speed
 Speed limit: 30 mph
 85th Percentile Speed: 34.7 mph
 Average Speed: 32.2 mph

	Monday	Tuesday	Wednesday	Thursday	Friday	Saturday	Sunday
Count over limit	4351	4581	4425	4371	4853	3975	3636
% over limit	42.5	42.5	42.3	41.3	44.2	49.2	52.8
Avg speeder	33.8	33.8	33.7	33.8	33.9	34.0	34.3

Vehicle Counts Vs. Speed [Hurworth Road outgoing February: Imported Data [Incoming]]



67,989 Counts

TRAFFIC ANALYSIS REPORT

For Project: Steel Bridge February
 Location/Name: Incoming Dir
 Report Generated: 02/03/2017 08:38:04
 Speed Intervals = 5 mph
 Time Intervals = 5 minutes

Traffic Report From 13/02/2017 00:15:00 through 01/03/2017 00:15:00

85th Percentile Speed = 32.9 mph
 85th Percentile Vehicles = 11,931 counts
 Max Speed = 60.0 mph on 15/02/2017 08:00:00
 Total Vehicles = 14,036 counts
 AADT: 877.3

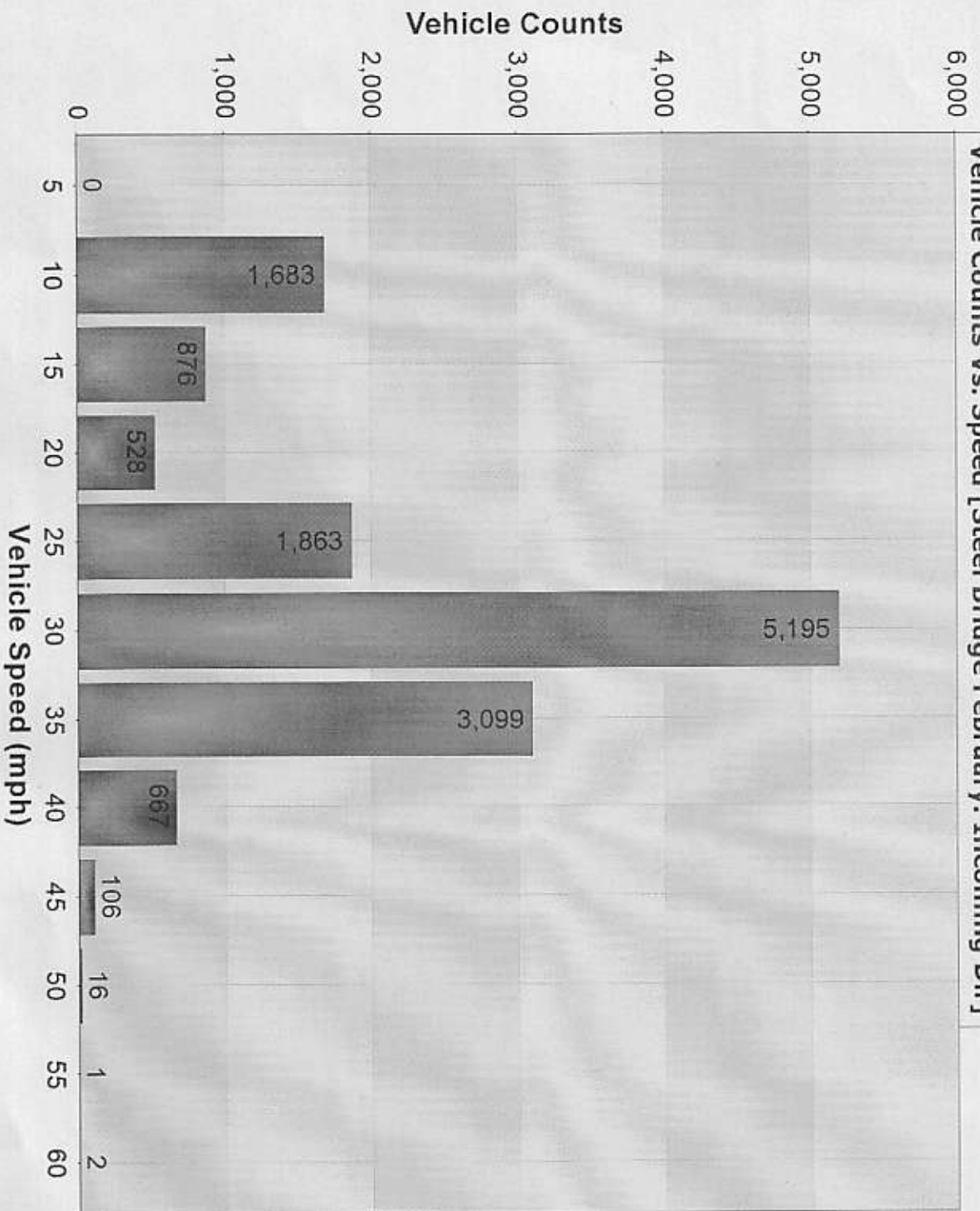
Volumes - weekly vehicle counts

Average Daily	Time	5 Day	7 Day
AM peak	8:00 to 9:00	933	865
PM peak	5:00 to 6:00	84	73

Speed
 Speed limit: 30 mph
 85th Percentile Speed: 32.9 mph
 Average Speed: 27.3 mph

	Monday	Tuesday	Wednesday	Thursday	Friday	Saturday	Sunday
Count over limit	853	757	539	487	540	413	302
% over limit	28.7	27.3	29.0	28.1	28.4	27.6	23.4
Avg speeder	33.1	33.2	33.3	33.1	33.3	33.5	33.1

Vehicle Counts Vs. Speed [Steel Bridge February: Incoming Dir]



14,036 Counts

TRAFFIC ANALYSIS REPORT

For Project: ? ROUNDHILL GEB ?
 Location/Name: Incoming Dir
 Report Generated: 02/03/2017 08:35:14
 Speed Intervals = 5 mph
 Time Intervals = 5 minutes

Traffic Report From 01/02/2017 23:50:00 through 13/02/2017 00:20:00

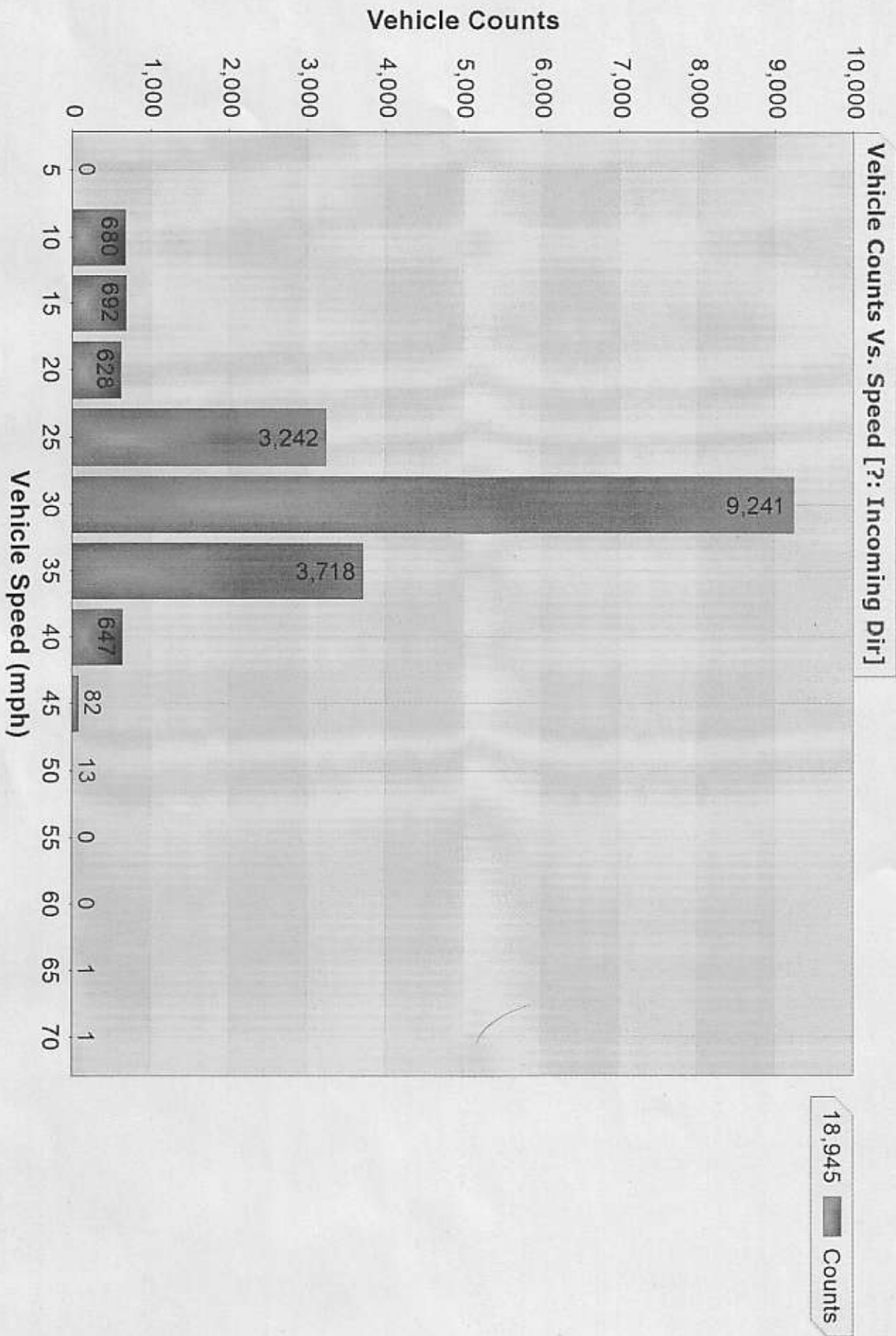
85th Percentile Speed = 32.2 mph
 85th Percentile Vehicles = 16,103 counts
 Max Speed = 70.0 mph on 02/02/2017 22:35:00
 Total Vehicles = 18,945 counts
 AADT: 1719.0

Volumes - weekly vehicle counts

Average Daily	Time	5 Day	7 Day
AM peak	8:00 to 9:00	1,731	1,614
PM peak	5:00 to 6:00	208	173

Speed
 Speed limit: 30 mph
 85th Percentile Speed: 32.2 mph
 Average Speed: 29.0 mph

	Monday	Tuesday	Wednesday	Thursday	Friday	Saturday	Sunday
Count over limit	431	420	409	825	917	758	702
% over limit	23.5	22.9	22.4	20.5	22.3	24.5	31.9
Avg speeder	32.9	32.9	32.9	32.9	33.0	32.9	33.2



TRAFFIC ANALYSIS REPORT

For Project: ? LINDEN COURT ?
 Location/Name: Incoming Dir
 Report Generated: 02/03/2017 08:41:04
 Speed Intervals = 5 mph
 Time Intervals = 5 minutes

Traffic Report From 01/02/2017 23:40:00 through 13/02/2017 00:10:00

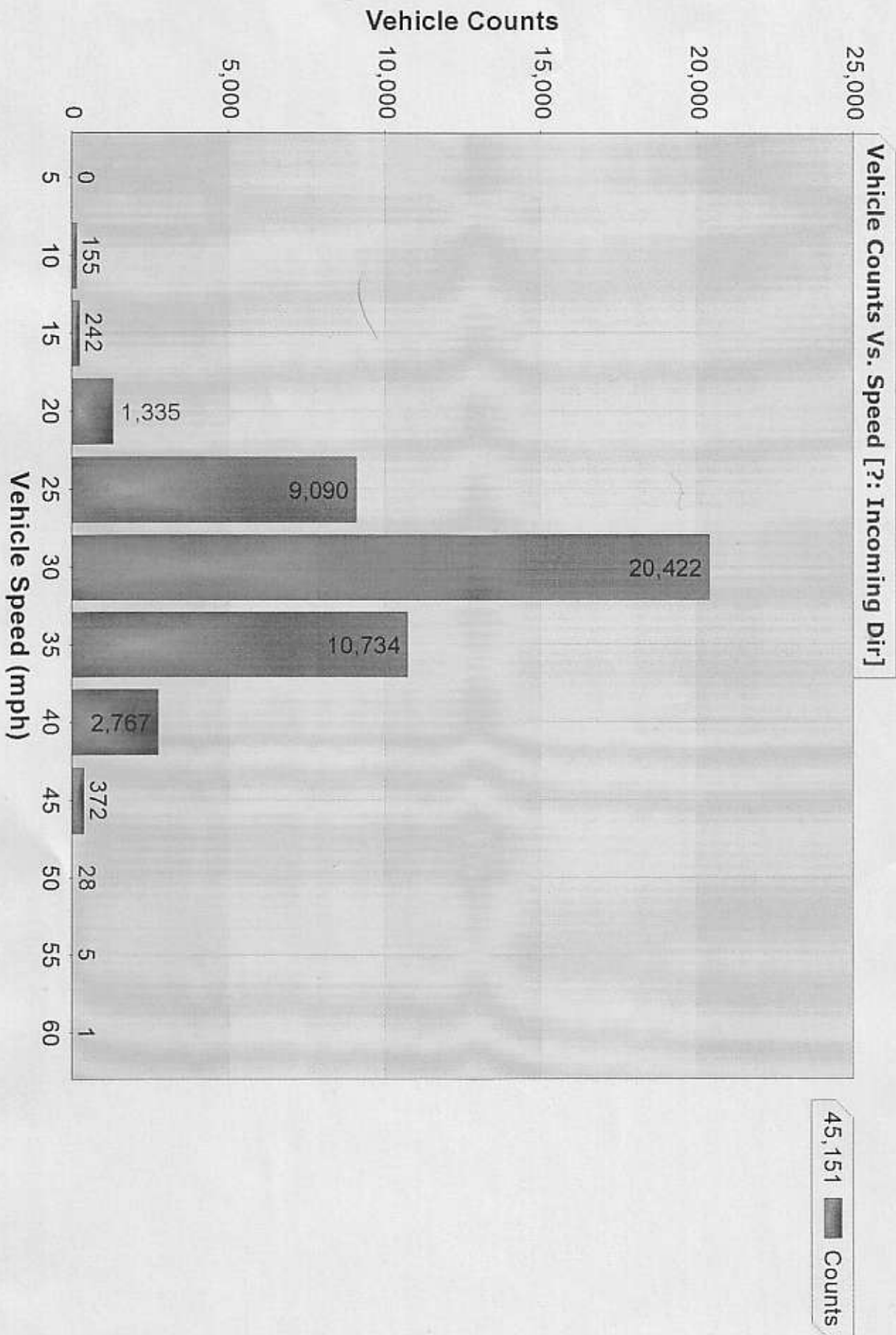
85th Percentile Speed = 33.3 mph
 85th Percentile Vehicles = 38,378 counts
 Max Speed = 60.0 mph on 09/02/2017 11:25:00
 Total Vehicles = 45,151 counts
 AADT: 4096.9

Volumes - weekly vehicle counts

Average Daily	Time	5 Day	7 Day
AM peak	8:00 to 9:00	440	356
PM peak	5:00 to 6:00	395	338

Speed
 Speed limit: 30 mph
 85th Percentile Speed: 33.3 mph
 Average Speed: 30.5 mph

	Monday	Tuesday	Wednesday	Thursday	Friday	Saturday	Sunday
Count over limit	1387	1301	1315	2496	2975	2416	2017
% over limit	31.8	29.0	28.5	27.3	31.2	33.0	35.5
Avg speeder	33.3	33.2	33.2	33.2	33.3	33.3	33.4



TRAFFIC ANALYSIS REPORT

For Project: The Green incoming February
 Location/Name: Incoming Dir
 Report Generated: 02/03/2017 08:43:19
 Speed Intervals = 5 mph
 Time Intervals = 5 minutes

Traffic Report From 13/02/2017 00:15:00 through 01/03/2017 00:20:00

85th Percentile Speed = 32.4 mph
 85th Percentile Vehicles = 19,927 counts
 Max Speed = 60.0 mph on 15/02/2017 16:05:00
 Total Vehicles = 23,443 counts
 AADT: 1464.9

Volumes - weekly vehicle counts

Average Daily	Time	5 Day	7 Day
AM peak	8:00 to 9:00	116	91
PM peak	5:00 to 6:00	139	123

Speed

Speed limit: 30 mph
 85th Percentile Speed: 32.4 mph
 Average Speed: 29.5 mph

	Monday	Tuesday	Wednesday	Thursday	Friday	Saturday	Sunday
Count over limit	1507	1110	698	654	718	629	520
% over limit	26.7	25.8	24.6	20.8	24.2	25.9	24.6
Avg speeder	33.2	33.0	33.1	32.9	33.0	33.1	33.0

Vehicle Counts Vs. Speed [The Green incoming February: Incoming Dir]

