

TRAFFIC ANALYSIS REPORT

For Project: Linden Court incoming October
 Location/Name: Incoming Dir
 Report Generated: 02/11/2017 07:42:12
 Speed Intervals = 5 mph
 Time Intervals = 5 minutes

Traffic Report From 01/10/2017 00:15:00 through 01/11/2017 00:15:00

85th Percentile Speed = 33.5 mph
 85th Percentile Vehicles = 117,644 counts
 Max Speed = 60.0 mph on 02/10/2017 00:15:00
 Total Vehicles = 138,405 counts
 AADT: 4464.7

Volumes - weekly vehicle counts

Time	5 Day	7 Day
Average Daily	4,684	4,495
AM peak	395	340
PM peak	382	342

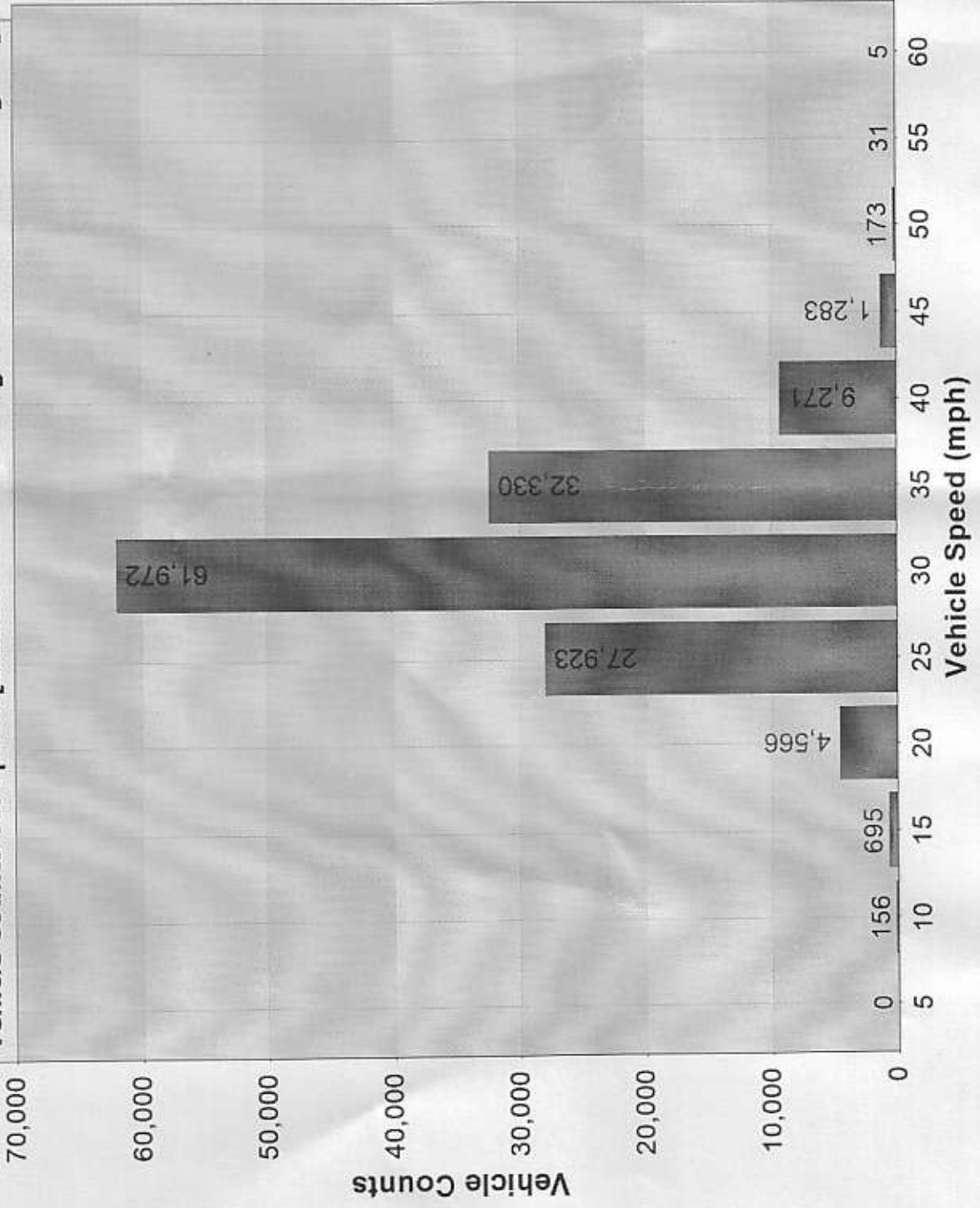
Speed
 Speed limit: 30 mph
 85th Percentile Speed: 33.5 mph
 Average Speed: 30.6 mph

	Monday	Tuesday	Wednesday	Thursday	Friday	Saturday	Sunday
Count over limit	7102	6918	5421	5475	5995	5772	6410
% over limit	31.7	30.1	28.6	29.8	29.9	31.5	37.0
Avg speeder	33.5	33.4	33.3	33.5	33.4	33.4	33.6

31

Vehicle Counts Vs. Speed [Linden Court incoming October: Incoming Dir]

138,405 Counts



TRAFFIC ANALYSIS REPORT

For Project: Roundhill Road incoming October
 Location/Name: Incoming Dir
 Report Generated: 02/11/2017 07:44:42
 Speed Intervals = 5 mph
 Time Intervals = 5 minutes

Traffic Report From 01/10/2017 00:15:00 through 01/11/2017 00:15:00

85th Percentile Speed = 32.3 mph
 85th Percentile Vehicles = 48,206 counts
 Max Speed = 65.0 mph on 20/10/2017 23:15:00
 Total Vehicles = 56,713 counts
 AADT: 1829.5

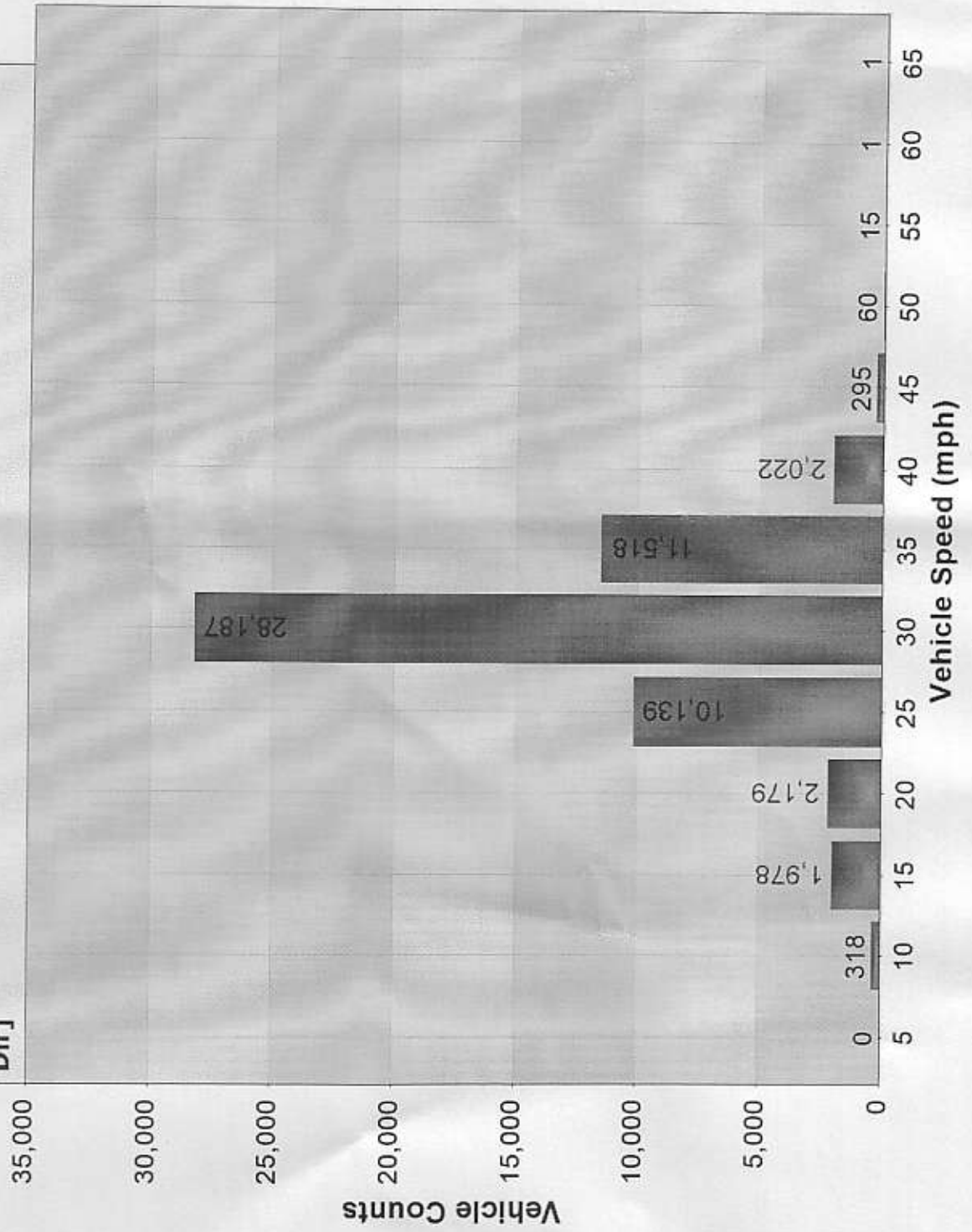
Volumes - weekly vehicle counts

Time	5 Day	7 Day
Average Daily	2,016	1,841
AM peak	8:00 to 9:00 178	145
PM peak	5:00 to 6:00 199	171

Speed
 Speed limit: 30 mph
 85th Percentile Speed: 32.3 mph
 Average Speed: 29.6 mph

	Monday	Tuesday	Wednesday	Thursday	Friday	Saturday	Sunday
Count over limit	2267	2284	1854	1821	1959	1763	1964
% over limit	23.9	23.2	22.4	22.0	23.6	28.8	30.7
Avg speeder	33.0	33.0	32.9	33.0	33.1	33.2	33.1

Vehicle Counts Vs. Speed [Roundhill Road incoming October: Incoming Dir]



TRAFFIC ANALYSIS REPORT

For Project: Hurworth Road outgoing October
 Location/Name: Incoming Dir
 Report Generated: 02/11/2017 07:47:59
 Speed Intervals = 5 mph
 Time Intervals = 5 minutes

Traffic Report From 01/10/2017 00:15:00 through 01/11/2017 00:15:00

85th Percentile Speed = 34.6 mph
 85th Percentile Vehicles = 65,162 counts
 Max Speed = 80.0 mph on 28/10/2017 21:00:00
 Total Vehicles = 76,661 counts
 AADT: 2472.9

Volumes - weekly vehicle counts

Average Daily	5 Day	7 Day
AM peak	2,701	2,486
PM peak	276	226
	242	212

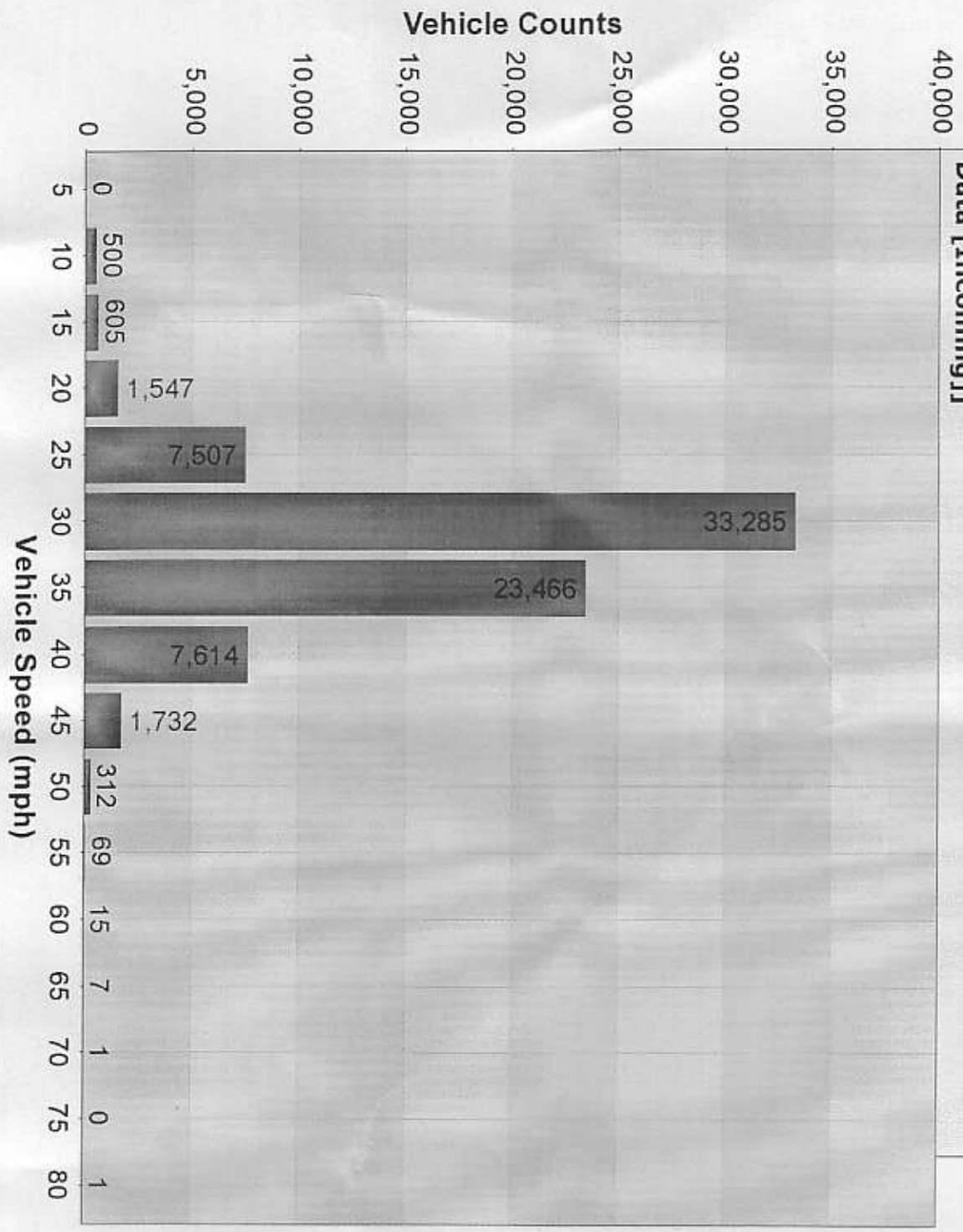
Speed

Speed limit: 30 mph
 85th Percentile Speed: 34.6 mph
 Average Speed: 32.0 mph

	Monday	Tuesday	Wednesday	Thursday	Friday	Saturday	Sunday
Count over limit	5408	5243	4239	4515	4895	4168	4749
% over limit	42.8	39.1	40.0	40.1	43.2	49.7	52.7
Avg speeder	33.8	33.7	33.7	33.7	33.8	34.2	34.1

75

Vehicle Counts Vs. Speed [Hurworth Road outgoing October: Imported Data [Incoming]]



76,661 Counts