

TRAFFIC ANALYSIS REPORT

For Project: Hurworth Road incoming November/December
Location/Name: Incoming Dir
Report Generated: 04/01/2018 08:39:52
Speed Intervals = 5 mph
Time Intervals = 5 minutes

Traffic Report From 14/11/2017 00:15:00 through 01/01/2018 00:20:00

85th Percentile Speed = 34.1 mph
85th Percentile Vehicles = 103,039 counts
Max Speed = 70.0 mph on 15/11/2017 01:30:00
Total Vehicles = 121,222 counts
AADT: 2525.3

Volumes - weekly vehicle counts

Time	5 Day	7 Day
Average Daily	2,727	2,526
AM peak	8:00 to 9:00 249	195
PM peak	5:00 to 6:00 236	204

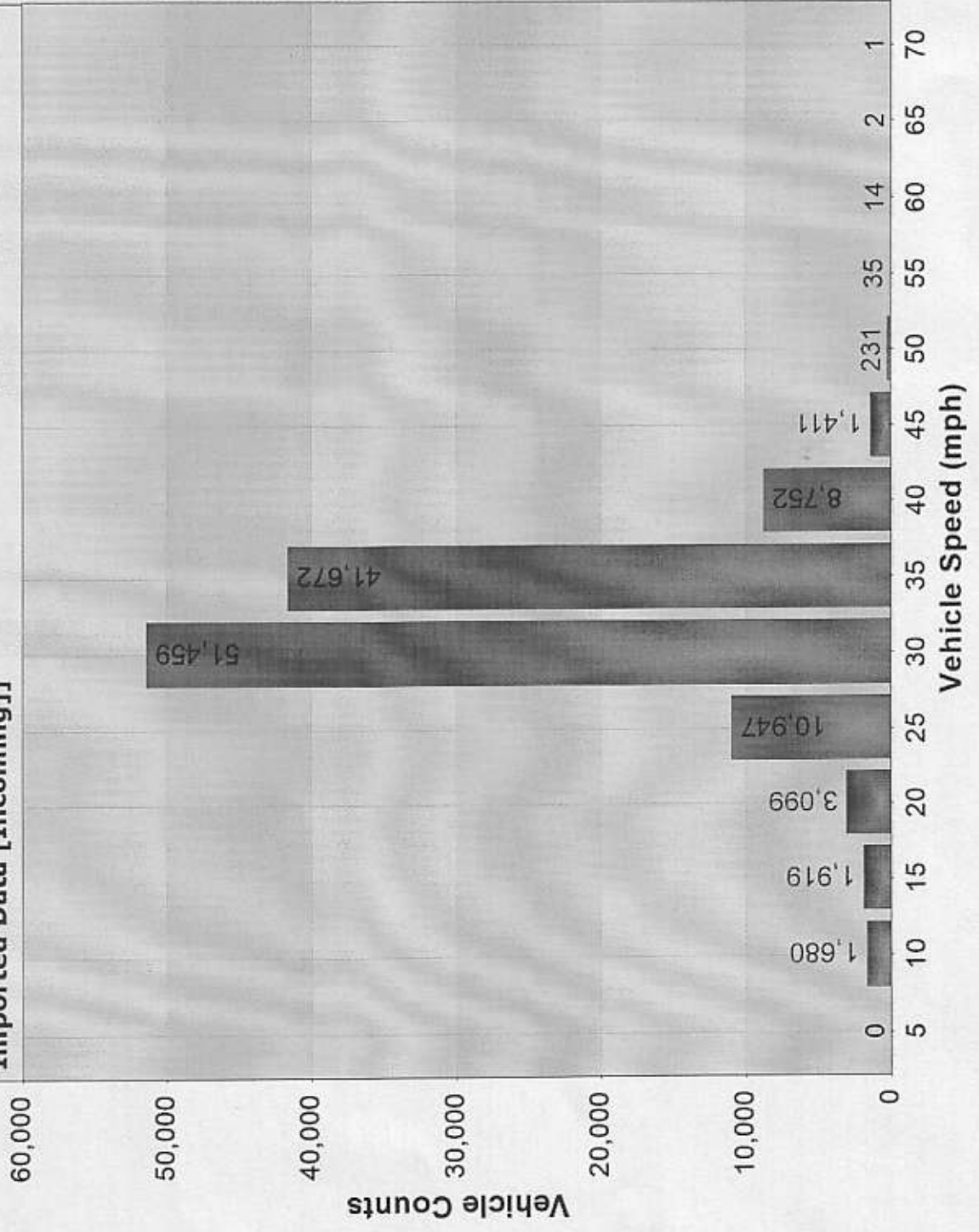
Speed

Speed limit: 30 mph
85th Percentile Speed: 34.1 mph
Average Speed: 31.4 mph

	Monday	Tuesday	Wednesday	Thursday	Friday	Saturday	Sunday
Count over limit	6100	7469	7966	8019	7825	7817	6922
% over limit	39.4	39.9	41.1	40.5	40.1	51.0	53.2
Avg speeder	33.2	33.1	33.1	33.1	33.1	33.4	33.4

Vehicle Counts Vs. Speed [Hurworth Road incoming November/December:
Imported Data [Incoming]]

121,222 Counts



TRAFFIC ANALYSIS REPORT

For Project: The Green outgoing November/December
Location/Name: Incoming Dir
Report Generated: 04/01/2018 08:42:41
Speed Intervals = 5 mph
Time Intervals = 5 minutes

Traffic Report From 14/11/2017 00:15:00 through 01/01/2018 00:15:00

85th Percentile Speed = 29.5 mph
85th Percentile Vehicles = 54,912 counts
Max Speed = 65.0 mph on 29/11/2017 23:00:00
Total Vehicles = 64,602 counts
AADT: 1345.9

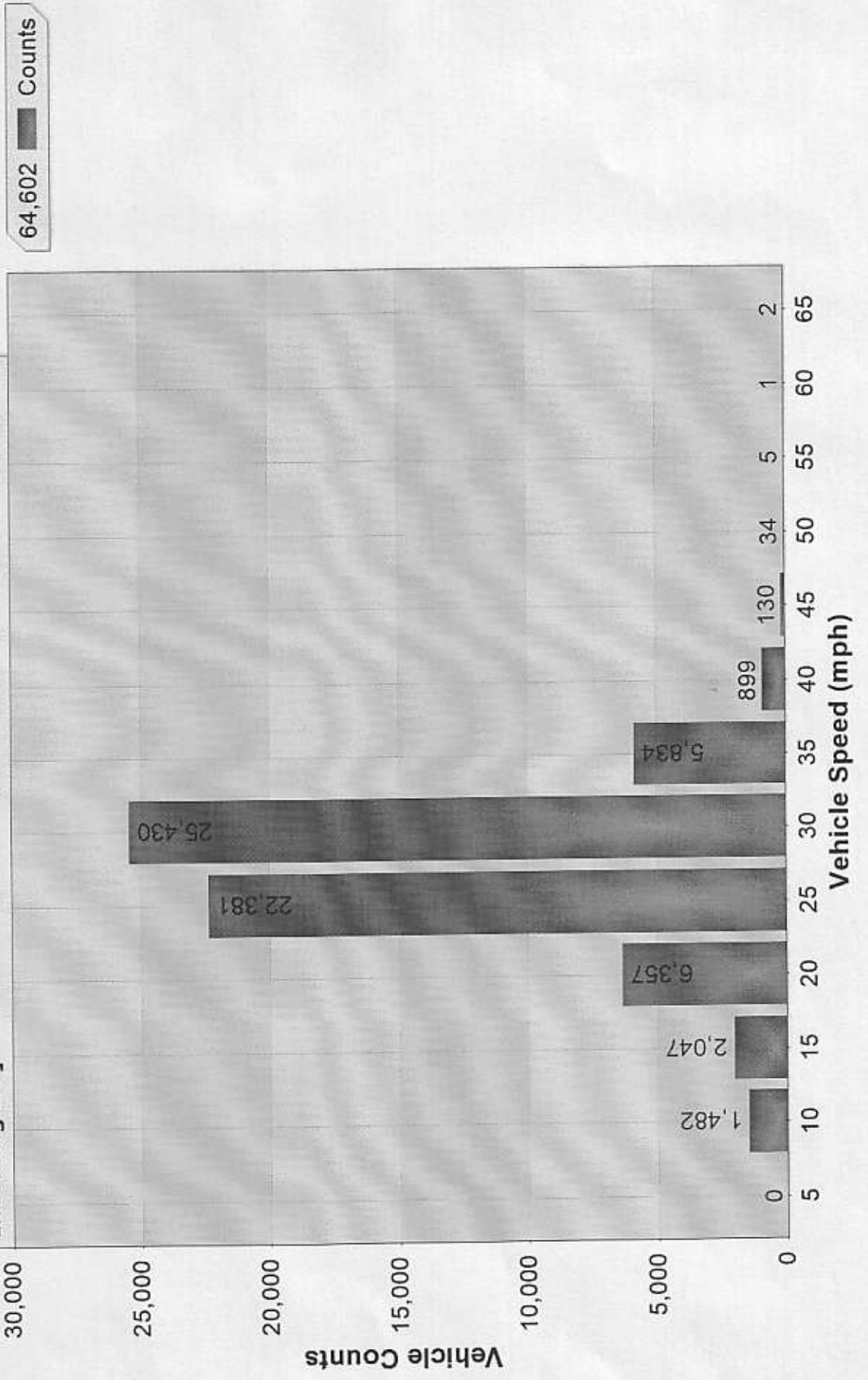
Volumes - weekly vehicle counts

Average Daily	Time	5 Day	7 Day
AM peak	8:00 to 9:00	113	89
PM peak	5:00 to 6:00	118	106

Speed
Speed limit: 30 mph
85th Percentile Speed: 29.5 mph
Average Speed: 27.0 mph

Count over limit	Monday	Tuesday	Wednesday	Thursday	Friday	Saturday	Sunday
% over limit	864	1095	1012	962	907	988	1077
Avg speeder	10.9	11.0	9.8	9.2	8.3	12.2	15.5
	33.0	32.8	33.0	32.8	32.8	33.0	33.2

Vehicle Counts Vs. Speed [The Green outgoing November/December:
Incoming Dir]



TRAFFIC ANALYSIS REPORT

For Project: Linden Court incoming November/December
 Location/Name: Incoming Dir
 Report Generated: 04/01/2018 08:44:42
 Speed Intervals = 5 mph
 Time Intervals = 5 minutes

Traffic Report From 14/11/2017 00:15:00 through 01/01/2018 00:15:00

85th Percentile Speed = 33.1 mph
 85th Percentile Vehicles = 172,680 counts
 Max Speed = 65.0 mph on 14/12/2017 06:30:00
 Total Vehicles = 203,153 counts
 AADT: 4232.4

Volumes - weekly vehicle counts

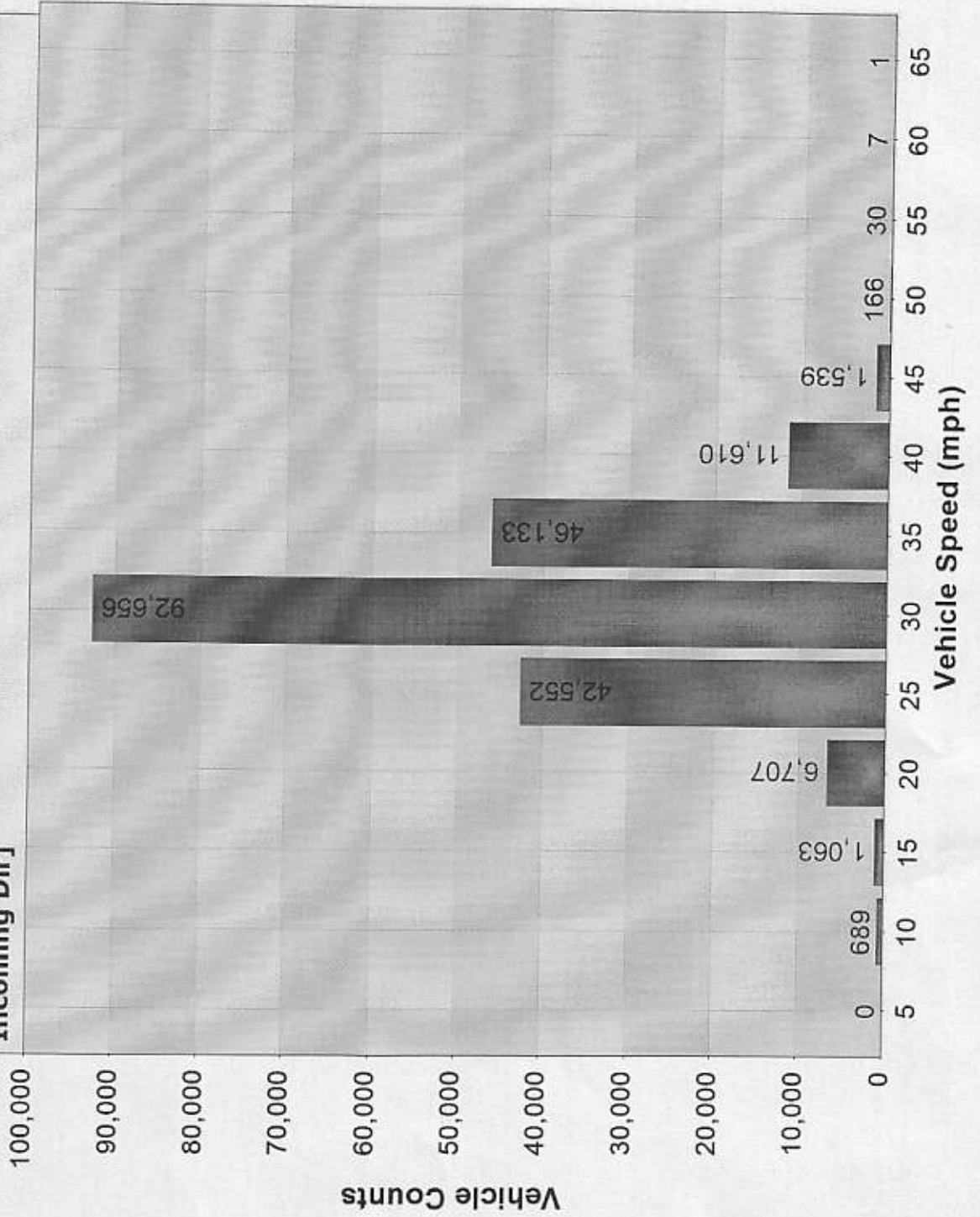
Time	5 Day	7 Day
Average Daily	4,498	4,229
AM peak	392	327
PM peak	339	296

Speed

Speed limit: 30 mph
 85th Percentile Speed: 33.1 mph
 Average Speed: 30.3 mph

	Monday	Tuesday	Wednesday	Thursday	Friday	Saturday	Sunday
Count over limit	7220	8446	8856	8763	8965	9255	7981
% over limit	29.4	27.7	26.4	27.3	27.5	32.8	36.8
Avg speeder	33.3	33.3	33.2	33.2	33.2	33.3	33.5

Vehicle Counts Vs. Speed [Linden Court incoming November/December:
Incoming Dir]



203,153 Counts