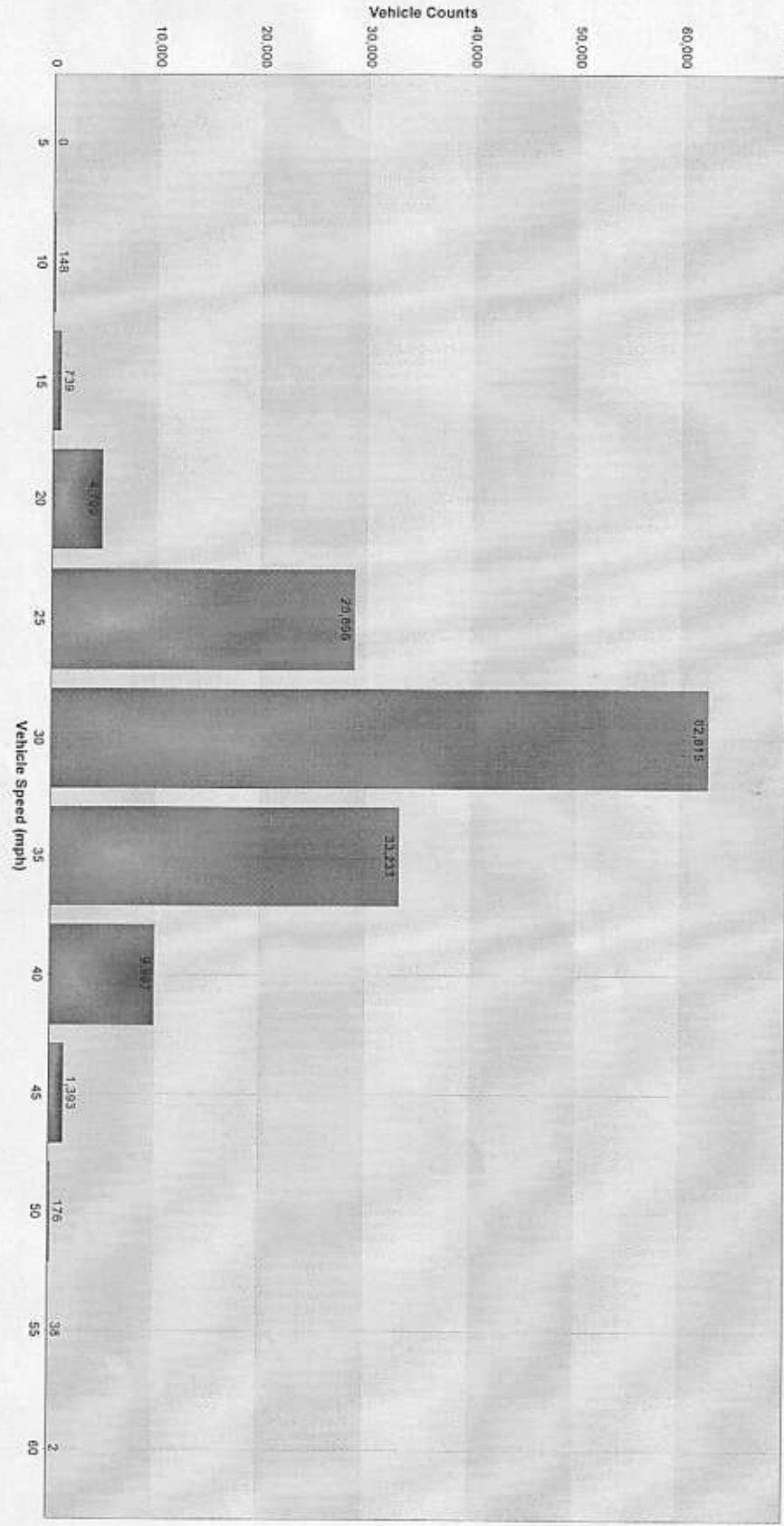




Vehicle Counts Vs. Speed [Linden Court Incoming May: Incoming Dir]



142,036 Counts

# TRAFFIC ANALYSIS REPORT

For Project: Hurworth Road incoming May  
 Location/Name: Incoming Dir  
 Report Generated: 01/06/2017 06:59:52  
 Speed Intervals = 5 mph  
 Time Intervals = 5 minutes

Traffic Report From 01/05/2017 00:15:00 through 01/06/2017 00:00:00

85th Percentile Speed = 34.4 mph  
 85th Percentile Vehicles = 71,613 counts  
 Max Speed = 75.0 mph on 22/05/2017 11:45:00  
 Total Vehicles = 84,251 counts  
 AADT: 2718.7

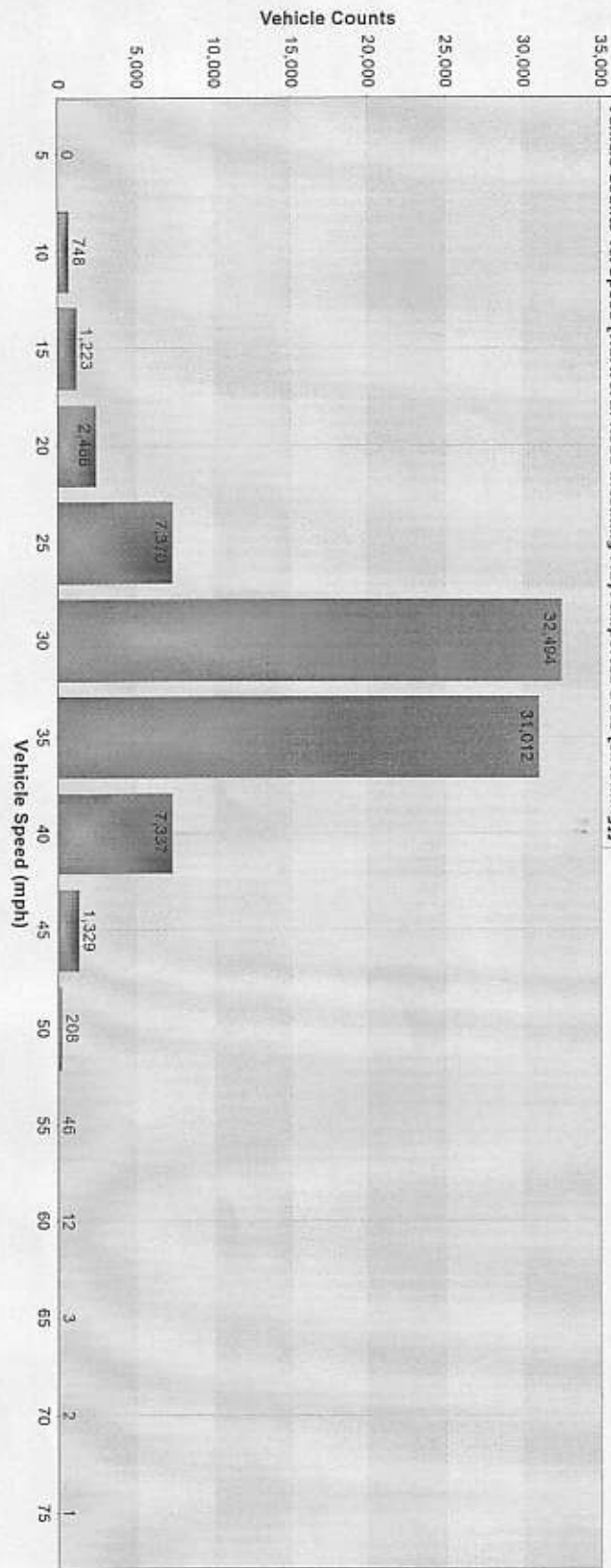
## Volumes - weekly vehicle counts

Average Daily	Time	5 Day	7 Day
AM peak	8:00 to 9:00	2,865	2,716
PM peak	5:00 to 6:00	224	179
		283	254

Speed  
 Speed limit: 30 mph  
 85th Percentile Speed: 34.4 mph  
 Average Speed: 31.9 mph

	Monday	Tuesday	Wednesday	Thursday	Friday	Saturday	Sunday
Count over limit	5874	6767	6789	5835	5821	4890	3974
% over limit	48.8	46.8	46.8	47.5	47.6	51.9	42.6
Avg speeder	33.4	33.3	33.3	33.3	33.4	33.5	33.5

Vehicle Counts Vs. Speed [Hurworth Road Incoming May: Imported Data [Incoming]]



84,251 Counts

# TRAFFIC ANALYSIS REPORT

For Project: Steel Bridge incoming May  
 Location/Name: Incoming Dir  
 Report Generated: 01/06/2017 07:03:09  
 Speed Intervals = 5 mph  
 Time Intervals = 5 minutes

Traffic Report From 01/05/2017 00:15:00 through 01/06/2017 00:15:00

85th Percentile Speed = 32.9 mph  
 85th Percentile Vehicles = 25,499 counts  
 Max Speed = 70.0 mph on 07/05/2017 20:30:00  
 Total Vehicles = 29,999 counts  
 AADT: 967.7

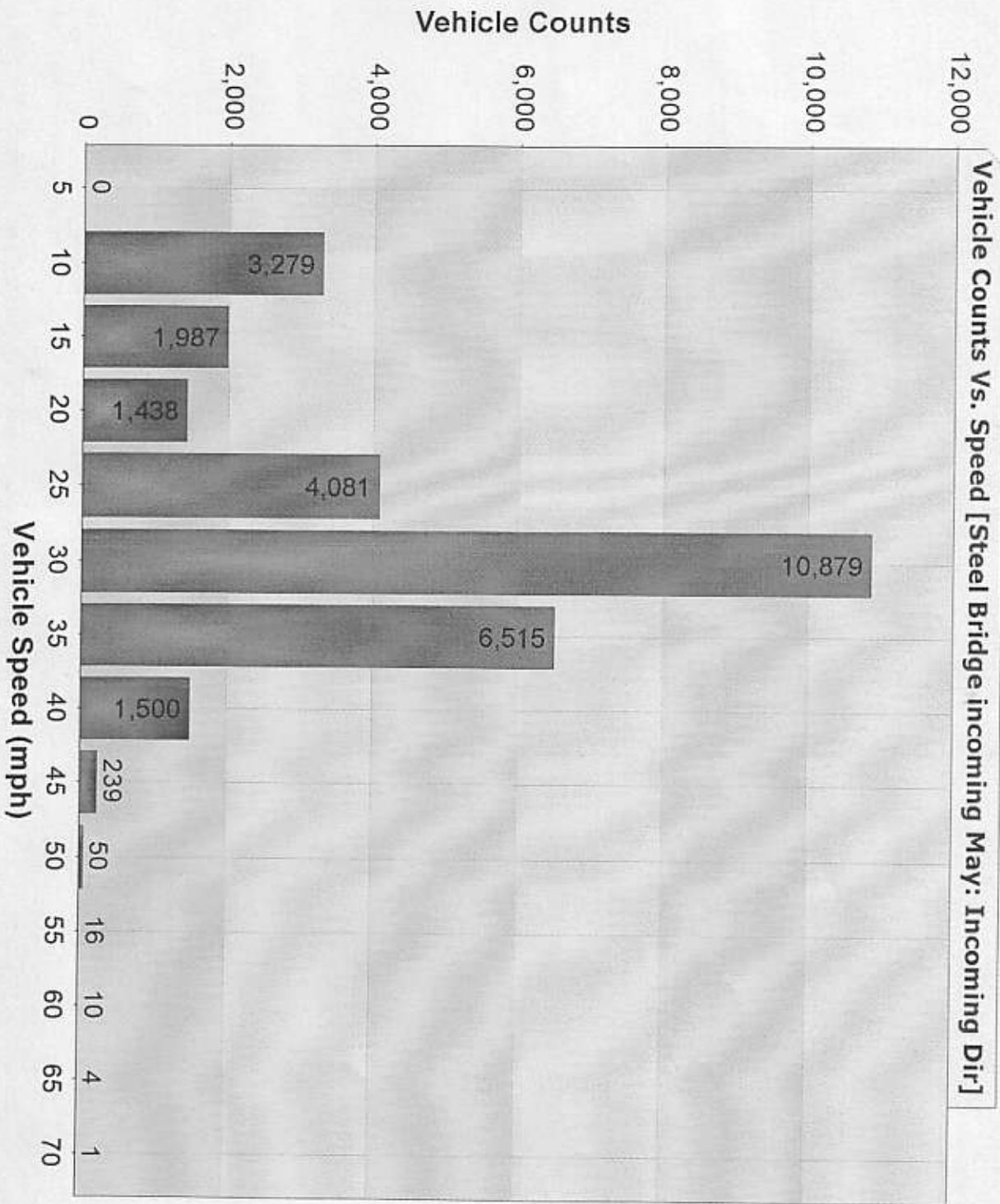
## Volumes - weekly vehicle counts

Average Daily	Time	5 Day	7 Day
AM peak	8:00 to 9:00	1,006	969
PM peak	5:00 to 6:00	83	76

Speed  
 Speed limit: 30 mph  
 85th Percentile Speed: 32.9 mph  
 Average Speed: 27.4 mph

	Monday	Tuesday	Wednesday	Thursday	Friday	Saturday	Sunday
Count over limit	1218	1434	1430	1266	1282	839	866
% over limit	28.7	29.2	28.1	29.5	28.8	24.8	23.8
Avg speeder	33.5	33.3	33.3	33.3	33.3	33.5	33.5





29,999 Counts