

TRAFFIC ANALYSIS REPORT

For Project: Hurworth Road outgoing March
 Location/Name: Incoming Dir
 Report Generated: 06/04/2017 08:10:37
 Speed Intervals = 5 mph
 Time Intervals = 5 minutes

Traffic Report From 01/03/2017 00:15:00 through 01/04/2017 00:15:00

85th Percentile Speed = 34.5 mph
 85th Percentile Vehicles = 67,674 counts
 Max Speed = 75.0 mph on 10/03/2017 13:30:00
 Total Vehicles = 79,617 counts
 AADT: 2568.3

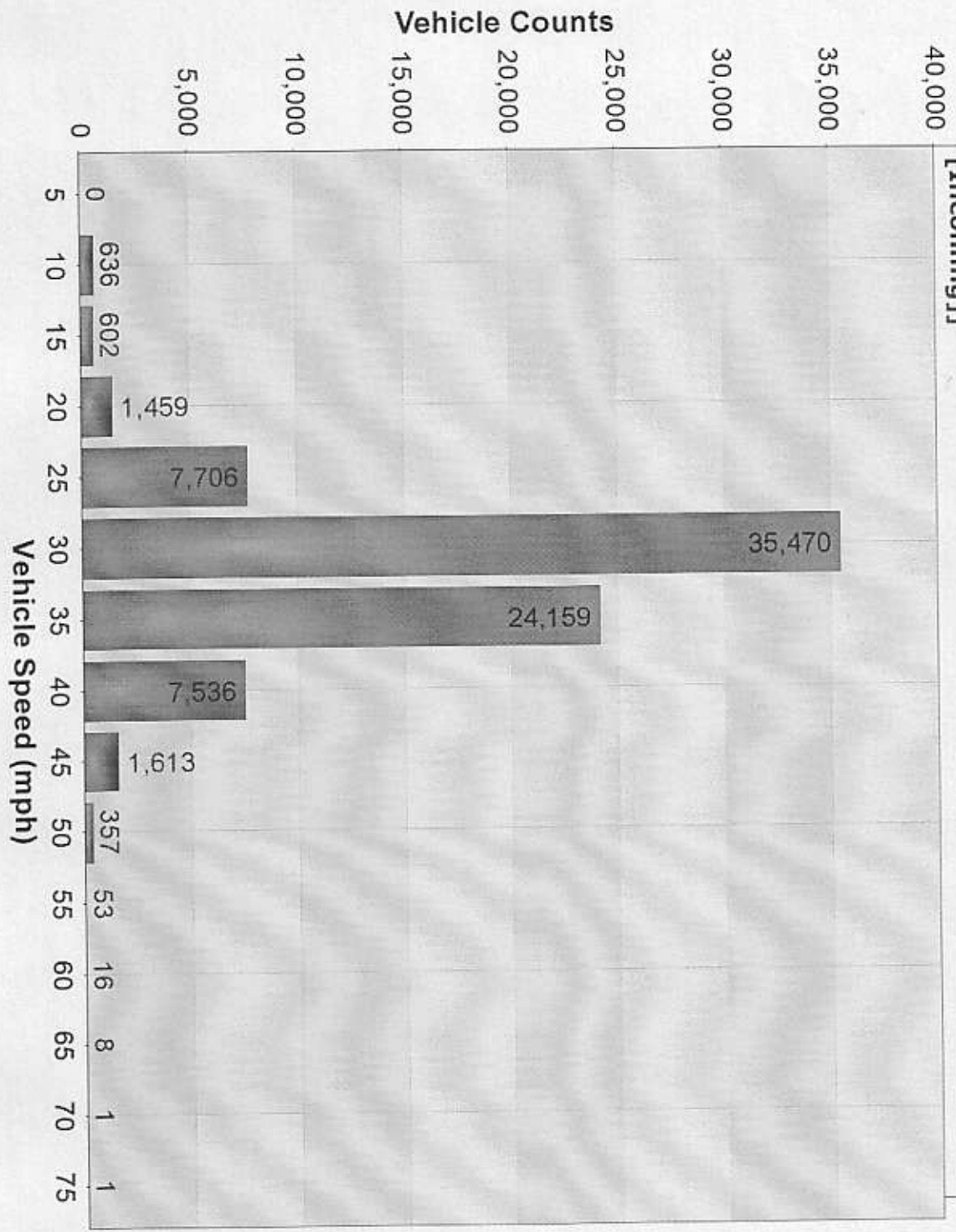
Volumes - weekly vehicle counts

Average Daily	Time	5 Day	7 Day
AM peak	8:00 to 9:00	2,750	2,543
PM peak	5:00 to 6:00	238	205

Speed
 Speed limit: 30 mph
 85th Percentile Speed: 34.5 mph
 Average Speed: 31.9 mph

	Monday	Tuesday	Wednesday	Thursday	Friday	Saturday	Sunday
Count over limit	4441	4500	5546	5726	5858	3833	3840
% over limit	41.7	41.6	40.6	40.3	41.6	44.9	50.0
Avg speeder	33.8	33.7	33.6	33.8	33.8	34.0	34.0

Vehicle Counts Vs. Speed [Hurworth Road outgoing March: Imported Data [Incoming]]



79,617 Counts

TRAFFIC ANALYSIS REPORT

For Project: The Green Incoming March
 Location/Name: Incoming Dir
 Report Generated: 06/04/2017 08:13:28
 Speed Intervals = 5 mph
 Time Intervals = 5 minutes

Traffic Report From 01/03/2017 00:15:00 through 01/04/2017 00:15:00

85th Percentile Speed = 32.3 mph
 85th Percentile Vehicles = 37,667 counts
 Max Speed = 65.0 mph on 01/03/2017 07:45:00
 Total Vehicles = 44,314 counts
 AADT: 1429.5

Volumes - weekly vehicle counts

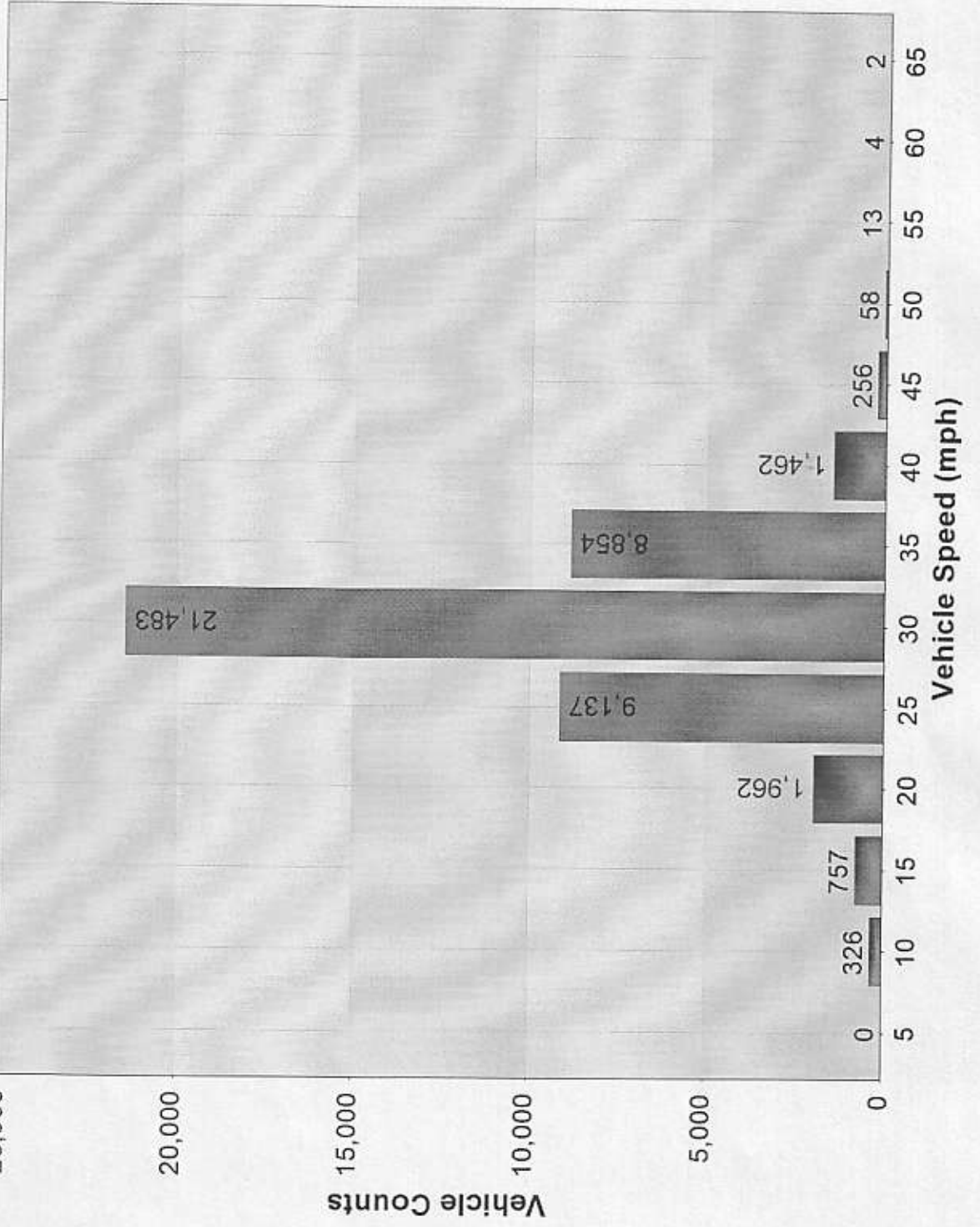
Average Daily	Time	5 Day	7 Day
AM peak	8:00 to 9:00	109	89
PM peak	5:00 to 6:00	138	123

Speed
 Speed limit: 30 mph
 85th Percentile Speed: 32.3 mph
 Average Speed: 29.6 mph

	Monday	Tuesday	Wednesday	Thursday	Friday	Saturday	Sunday
Count over limit	1413	1430	1738	1797	1885	1320	1066
% over limit	24.7	23.6	23.1	23.4	23.4	27.3	24.0
Avg speeder	32.9	33.0	33.0	32.9	33.0	33.3	33.3

Vehicle Counts Vs. Speed [The Green incoming March: Incoming Dir]

44,314 Counts



TRAFFIC ANALYSIS REPORT

For Project: Steel Bridge incoming March
 Location/Name: Incoming Dir
 Report Generated: 06/04/2017 08:15:28
 Speed Intervals = 5 mph
 Time Intervals = 5 minutes

Traffic Report From 01/03/2017 00:15:00 through 01/04/2017 00:15:00

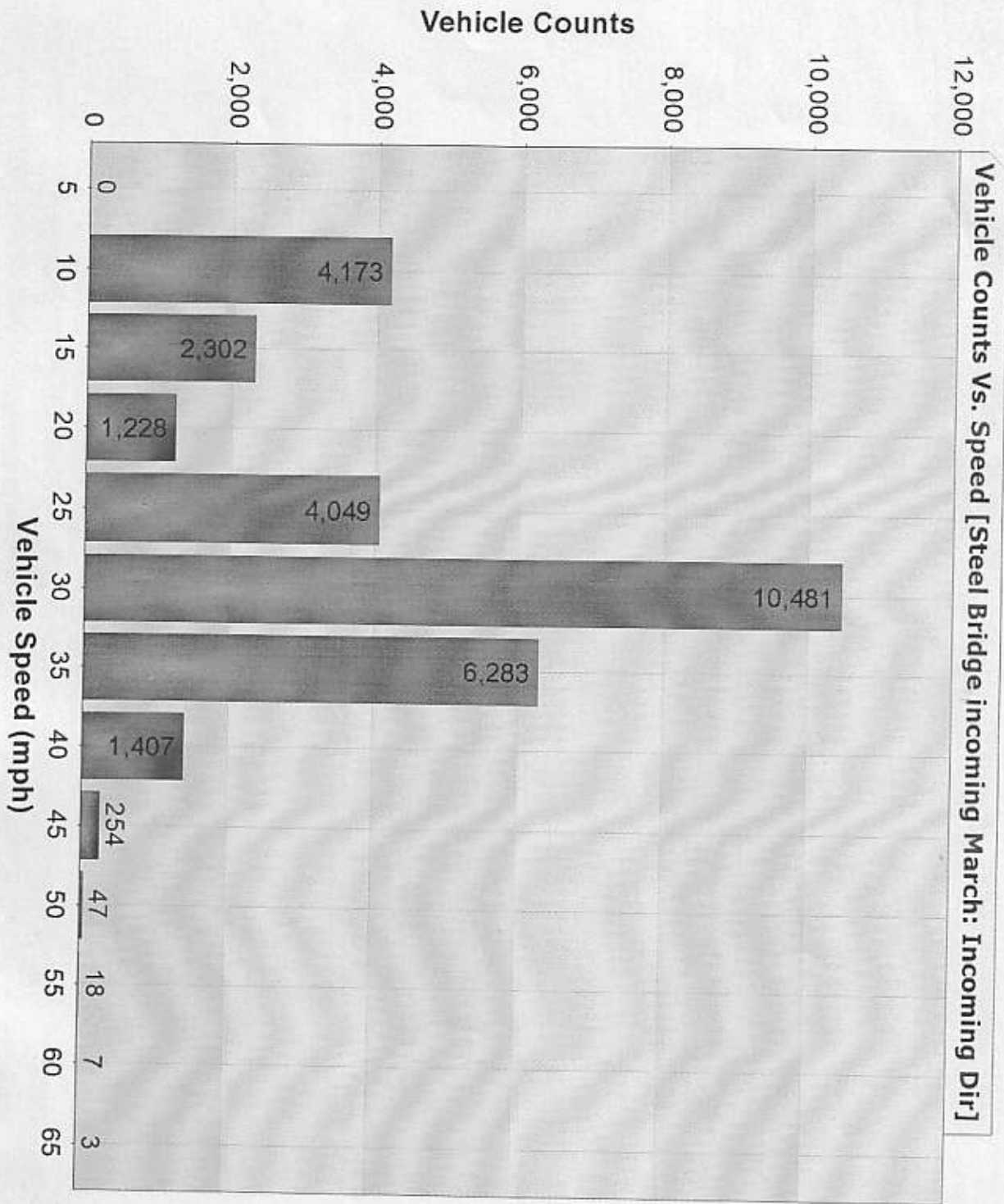
85th Percentile Speed = 32.8 mph
 85th Percentile Vehicles = 25,714 counts
 Max Speed = 65.0 mph on 30/03/2017 23:00:00
 Total Vehicles = 30,252 counts
 AADT: 975.9

Volumes - weekly vehicle counts

Average Daily	Time	5 Day	7 Day
AM peak	8:00 to 9:00	1,035	964
PM peak	5:00 to 6:00	85	76

Speed
 Speed limit: 30 mph
 85th Percentile Speed: 32.8 mph
 Average Speed: 26.7 mph

	Monday	Tuesday	Wednesday	Thursday	Friday	Saturday	Sunday
Count over limit	1050	1111	1340	1388	1543	845	742
% over limit	26.9	28.7	22.4	27.8	29.7	26.1	24.3
Avg speeder	33.6	33.3	33.2	33.3	33.4	33.4	33.3



30,252 Counts