

TRAFFIC ANALYSIS REPORT

For Project: Hurworth Road Incoming June
 Location/Name: Incoming Dir
 Report Generated: 02/07/2017 09:19:47
 Speed Intervals = 5 mph
 Time Intervals = 5 minutes

Traffic Report From 01/06/2017 00:15:00 through 01/07/2017 00:15:00

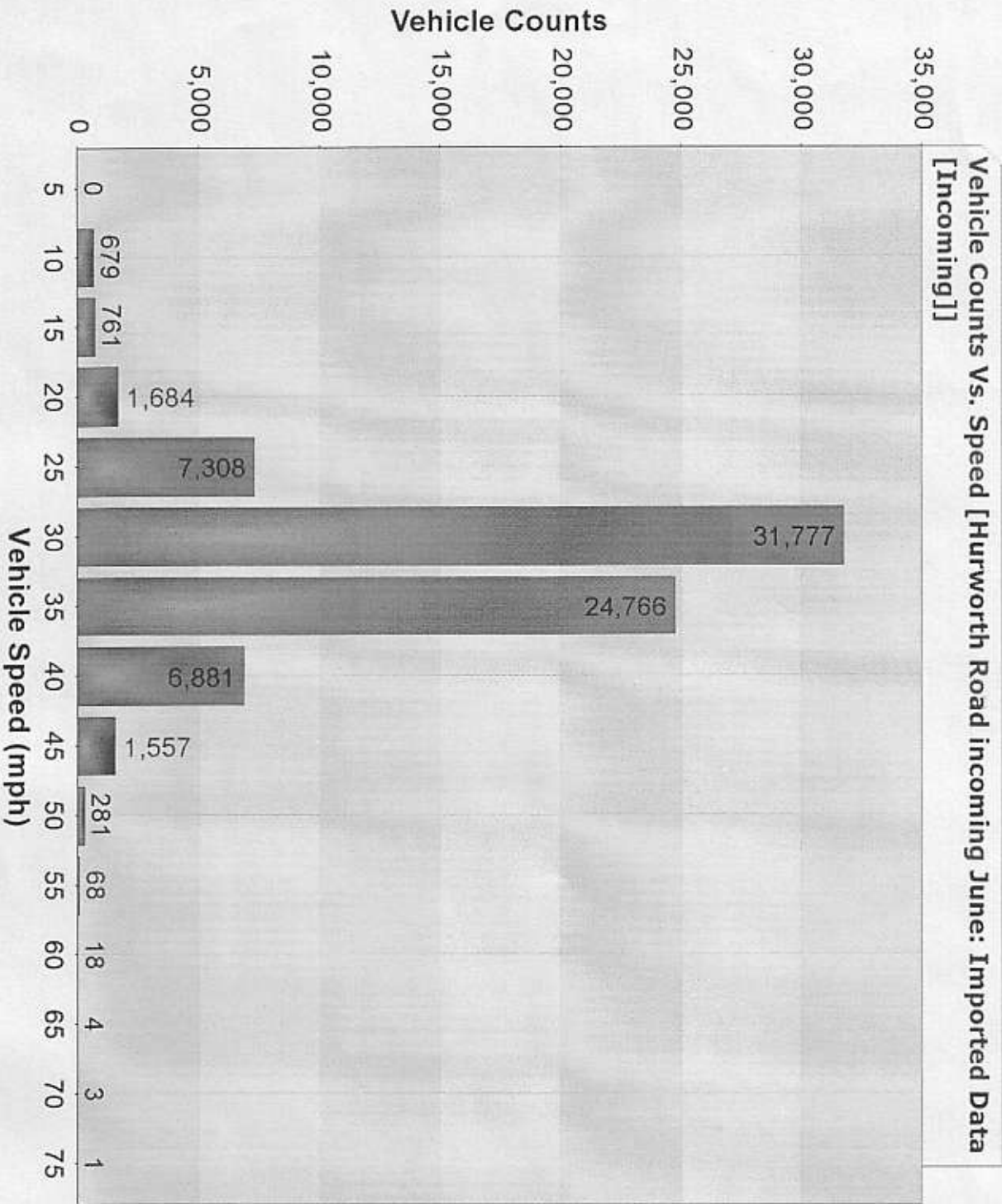
85th Percentile Speed = 34.5 mph
 85th Percentile Vehicles = 64,420 counts
 Max Speed = 75.0 mph on 21/06/2017 00:30:00
 Total Vehicles = 75,788 counts
 AADT: 2526.3

Volumes - weekly vehicle counts

Average Daily	Time	5 Day	7 Day
AM peak	8:00 to 9:00	249	202
PM peak	5:00 to 6:00	234	207

Speed
 Speed limit: 30 mph
 85th Percentile Speed: 34.5 mph
 Average Speed: 31.9 mph

	Monday	Tuesday	Wednesday	Thursday	Friday	Saturday	Sunday
Count over limit	4553	4458	4709	5844	6260	3966	3789
% over limit	43.5	42.7	43.7	41.5	44.5	47.2	50.0
Avg speeder	33.6	33.7	33.7	33.6	33.5	33.8	34.0



75,788 ■ Counts

TRAFFIC ANALYSIS REPORT

For Project: Roundhill Road Incoming June
 Location/Name: Incoming Dir
 Report Generated: 02/07/2017 09:26:42
 Speed Intervals = 5 mph
 Time Intervals = 5 minutes

Traffic Report From 16/06/2017 00:15:00 through 01/07/2017 00:15:00

85th Percentile Speed = 31.5 mph
 85th Percentile Vehicles = 24,785 counts
 Max Speed = 65.0 mph on 21/06/2017 00:30:00
 Total Vehicles = 29,159 counts
 AADT: 1943.9

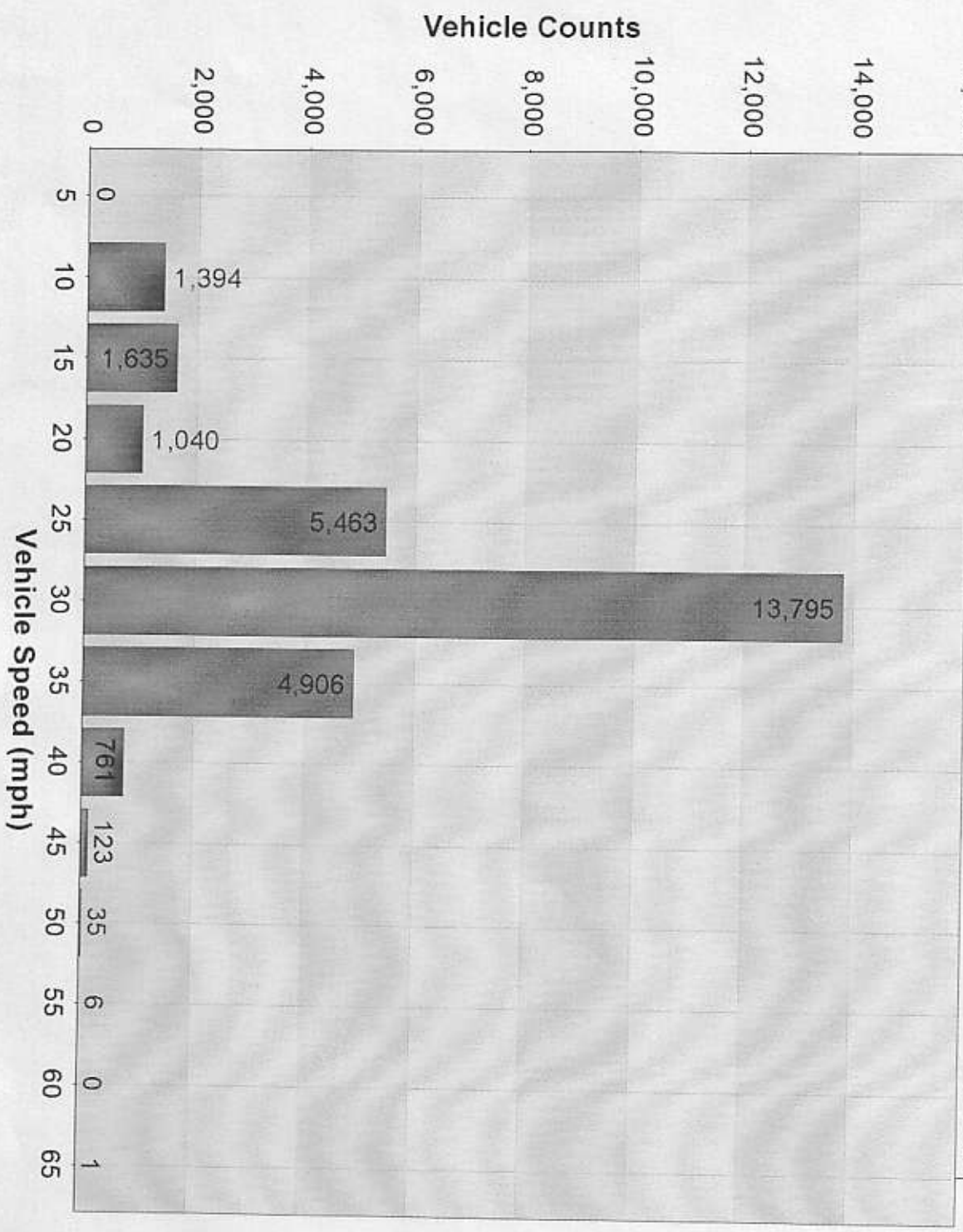
Volumes - weekly vehicle counts

Average Daily	Time	5 Day	7 Day
AM peak	8:00 to 9:00	157	128
PM peak	5:00 to 6:00	187	158

Speed
 Speed limit: 30 mph
 85th Percentile Speed: 31.5 mph
 Average Speed: 28.1 mph

	Monday	Tuesday	Wednesday	Thursday	Friday	Saturday	Sunday
Count over limit	800	787	687	795	1213	800	750
% over limit	20.5	19.8	16.2	15.8	19.0	26.1	29.2
Avg speeder	32.9	32.9	32.9	32.9	33.0	33.1	33.1

Vehicle Counts Vs. Speed [Roundhill Road incoming June: Incoming Dir]



29,159 Counts

TRAFFIC ANALYSIS REPORT

For Project: Linden Court incoming June
 Location/Name: Incoming Dir
 Report Generated: 02/07/2017 09:15:56
 Speed Intervals = 5 mph
 Time Intervals = 5 minutes

Traffic Report From 01/06/2017 00:15:00 through 01/07/2017 00:15:00

85th Percentile Speed = 33.1 mph
 85th Percentile Vehicles = 117,796 counts
 Max Speed = 65.0 mph on 07/06/2017 11:45:00
 Total Vehicles = 138,584 counts
 AADT: 4619.5

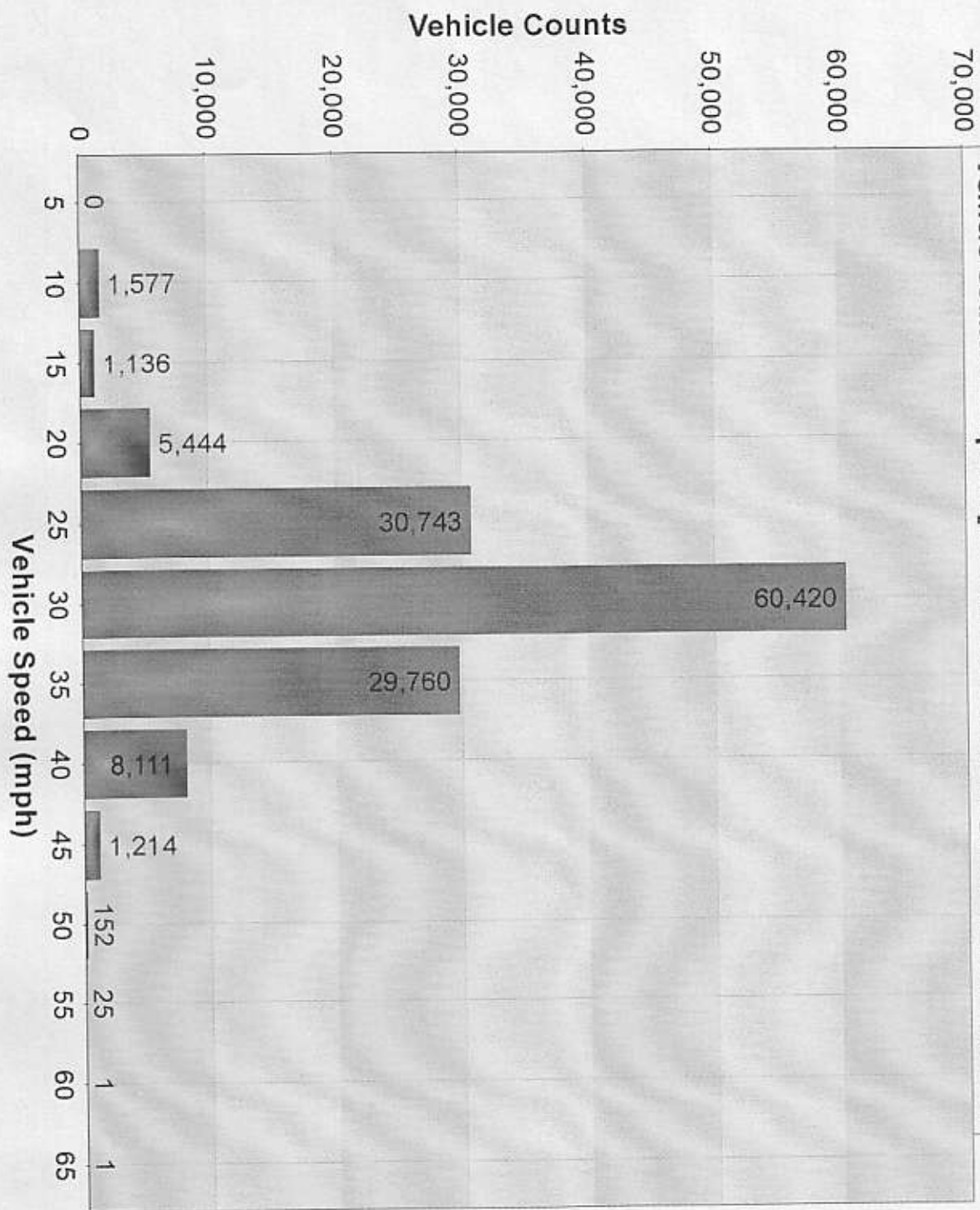
Volumes - weekly vehicle counts

Average Daily	Time	5 Day	7 Day
AM peak	8:00 to 9:00	4,789	4,598
PM peak	5:00 to 6:00	381	338

Speed
 Speed limit: 30 mph
 85th Percentile Speed: 33.1 mph
 Average Speed: 30.0 mph

	Monday	Tuesday	Wednesday	Thursday	Friday	Saturday	Sunday
Count over limit	5446	4944	5226	6540	6680	5390	5038
% over limit	30.1	26.0	27.1	27.1	26.7	31.2	32.1
Avg speeder	33.4	33.4	33.3	33.4	33.4	33.4	33.5

Vehicle Counts Vs. Speed [Linden Court incoming June: Incoming Dir]



138,584 Counts