

TRAFFIC ANALYSIS REPORT

For Project: Linden Court Incoming August
 Location/Name: Incoming Dir
 Report Generated: 07/09/2017 08:22:40
 Speed Intervals = 5 mph
 Time Intervals = 5 minutes

Traffic Report From 01/08/2017 00:15:00 through 01/09/2017 00:15:00

85th Percentile Speed = 33.6 mph
 85th Percentile Vehicles = 121,268 counts
 Max Speed = 60.0 mph on 03/08/2017 21:00:00
 Total Vehicles = 142,668 counts
 AADT: 4602.2

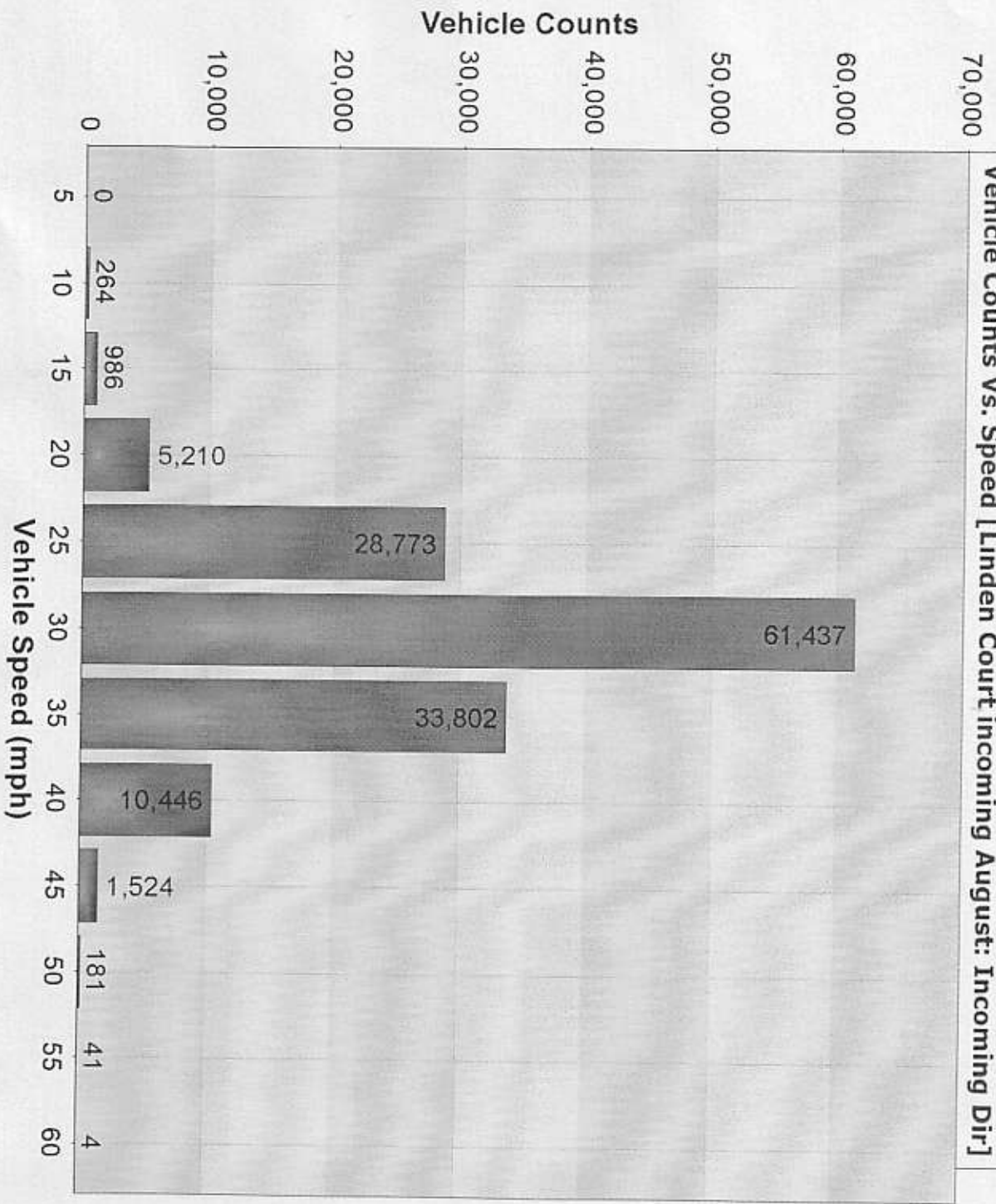
Volumes - weekly vehicle counts

Average Daily Time 5 Day 7 Day
 AM peak 8:00 to 9:00 4,801 4,573
 PM peak 5:00 to 6:00 387 339

Speed
 Speed limit: 30 mph
 85th Percentile Speed: 33.6 mph
 Average Speed: 30.6 mph

	Monday	Tuesday	Wednesday	Thursday	Friday	Saturday	Sunday
Count over limit	5691	7388	7630	7745	6486	6011	5047
% over limit	33.5	31.3	31.5	30.6	31.5	34.1	35.0
Avg speeder	33.5	33.5	33.5	33.6	33.6	33.5	33.7

Vehicle Counts Vs. Speed [Linden Court incoming August: Incoming Dir]



142,668 Counts

TRAFFIC ANALYSIS REPORT

For Project: Hurworth Road outgoing August
 Location/Name: Incoming Dir
 Report Generated: 07/09/2017 08:38:55
 Speed Intervals = 5 mph
 Time Intervals = 5 minutes

Traffic Report From 01/08/2017 00:15:00 through 01/09/2017 00:15:00

85th Percentile Speed = 35.1 mph
 85th Percentile Vehicles = 61,353 counts
 Max Speed = 65.0 mph on 04/08/2017 01:15:00
 Total Vehicles = 72,180 counts
 AADT: 2328.4

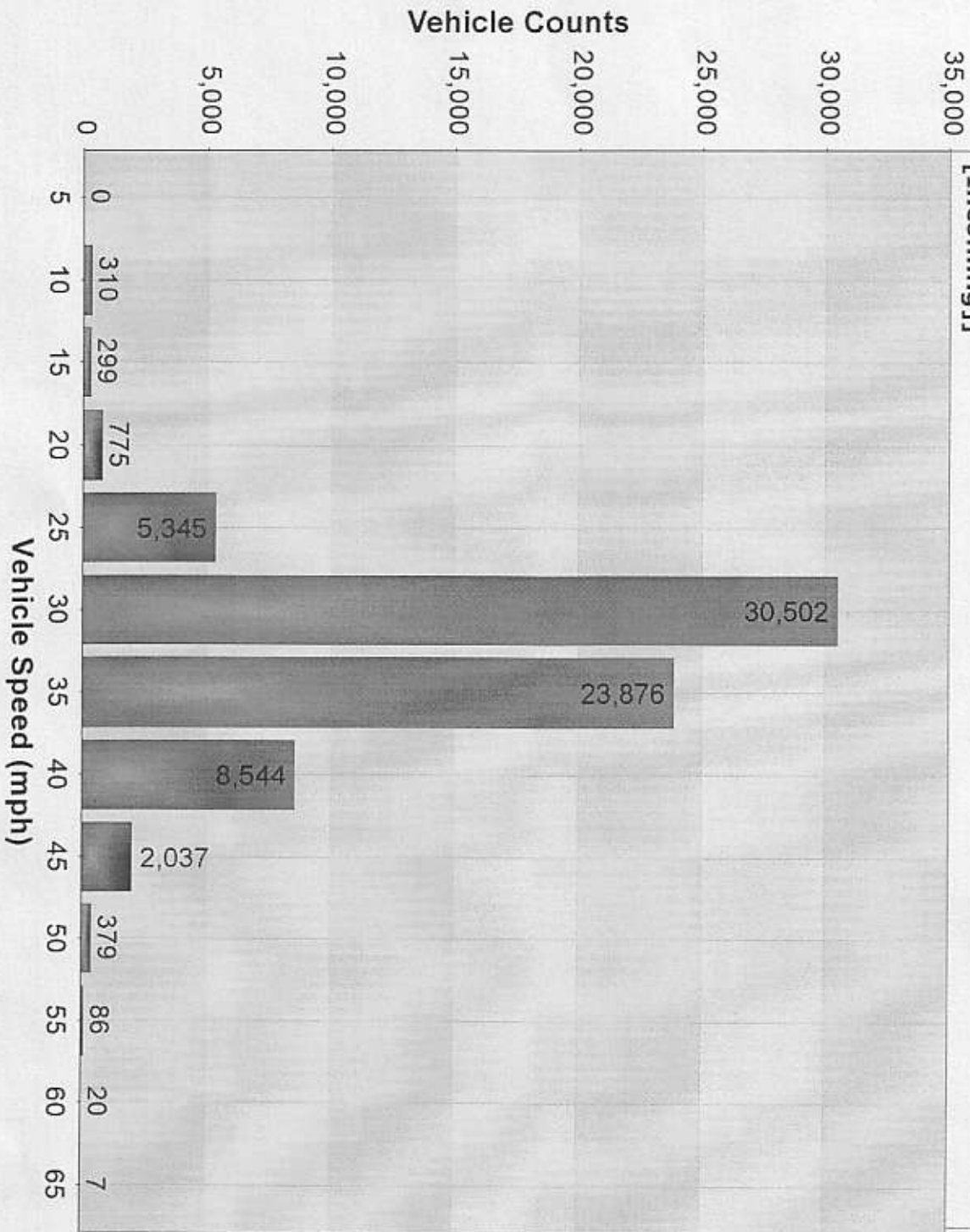
Volumes - weekly vehicle counts

Average Daily	Time	5 Day	7 Day
AM peak	8:00 to 9:00	182	156
PM peak	5:00 to 6:00	222	197

Speed
 Speed limit: 30 mph
 85th Percentile Speed: 35.1 mph
 Average Speed: 32.8 mph

	Monday	Tuesday	Wednesday	Thursday	Friday	Saturday	Sunday
Count over limit	4191	5816	5794	6237	4895	4293	3723
% over limit	48.1	46.9	47.1	47.8	48.1	51.0	52.3
Avg speeder	34.1	33.9	34.0	33.9	34.0	34.2	34.3

Vehicle Counts Vs. Speed [Hurworth Road outgoing August: Imported Data [Incoming]]



72,180 Counts

TRAFFIC ANALYSIS REPORT

For Project: Roundhill Road Incoming August
 Location/Name: Incoming Dir
 Report Generated: 07/09/2017 08:32:15
 Speed Intervals = 5 mph
 Time Intervals = 5 minutes

Traffic Report From 01/08/2017 00:15:00 through 01/09/2017 00:15:00

85th Percentile Speed = 32.5 mph
 85th Percentile Vehicles = 41,550 counts
 Max Speed = 55.0 mph on 03/08/2017 05:30:00
 Total Vehicles = 48,882 counts
 AADT: 1576.8

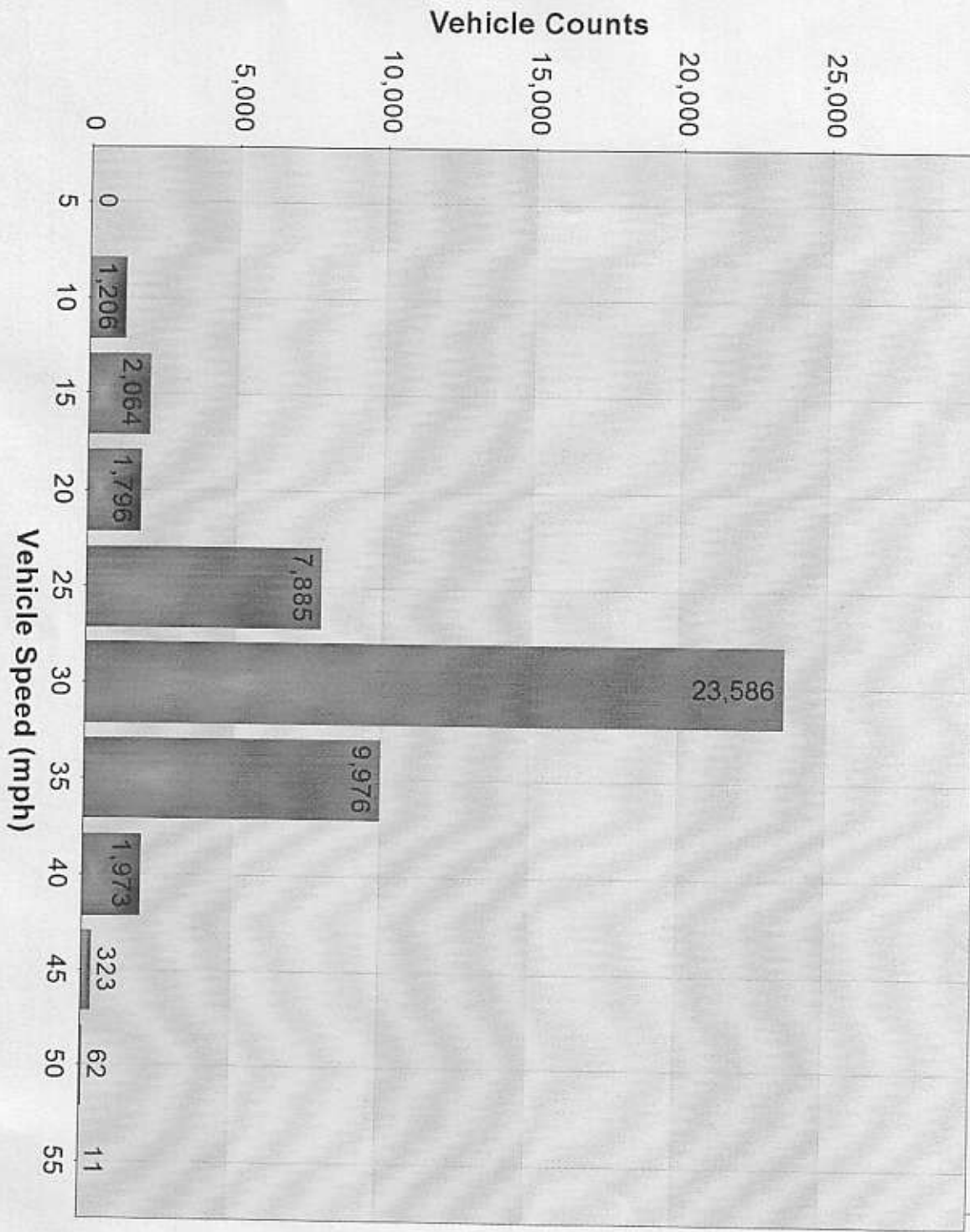
Volumes - weekly vehicle counts

Average Daily	Time	5 Day	7 Day
AM peak	8:00 to 9:00	1,652	1,576
PM peak	5:00 to 6:00	105	92
		165	145

Speed
 Speed limit: 30 mph
 85th Percentile Speed: 32.5 mph
 Average Speed: 29.3 mph

	Monday	Tuesday	Wednesday	Thursday	Friday	Saturday	Sunday
Count over limit	1733	1664	1849	1882	2011	1760	1446
% over limit	26.8	20.5	24.7	23.4	26.3	28.8	29.0
Avg speeder	33.1	33.1	33.1	33.1	33.2	33.3	33.2

Vehicle Counts Vs. Speed [Roundhill Road incoming August: Incoming Dir]



48,882 Counts