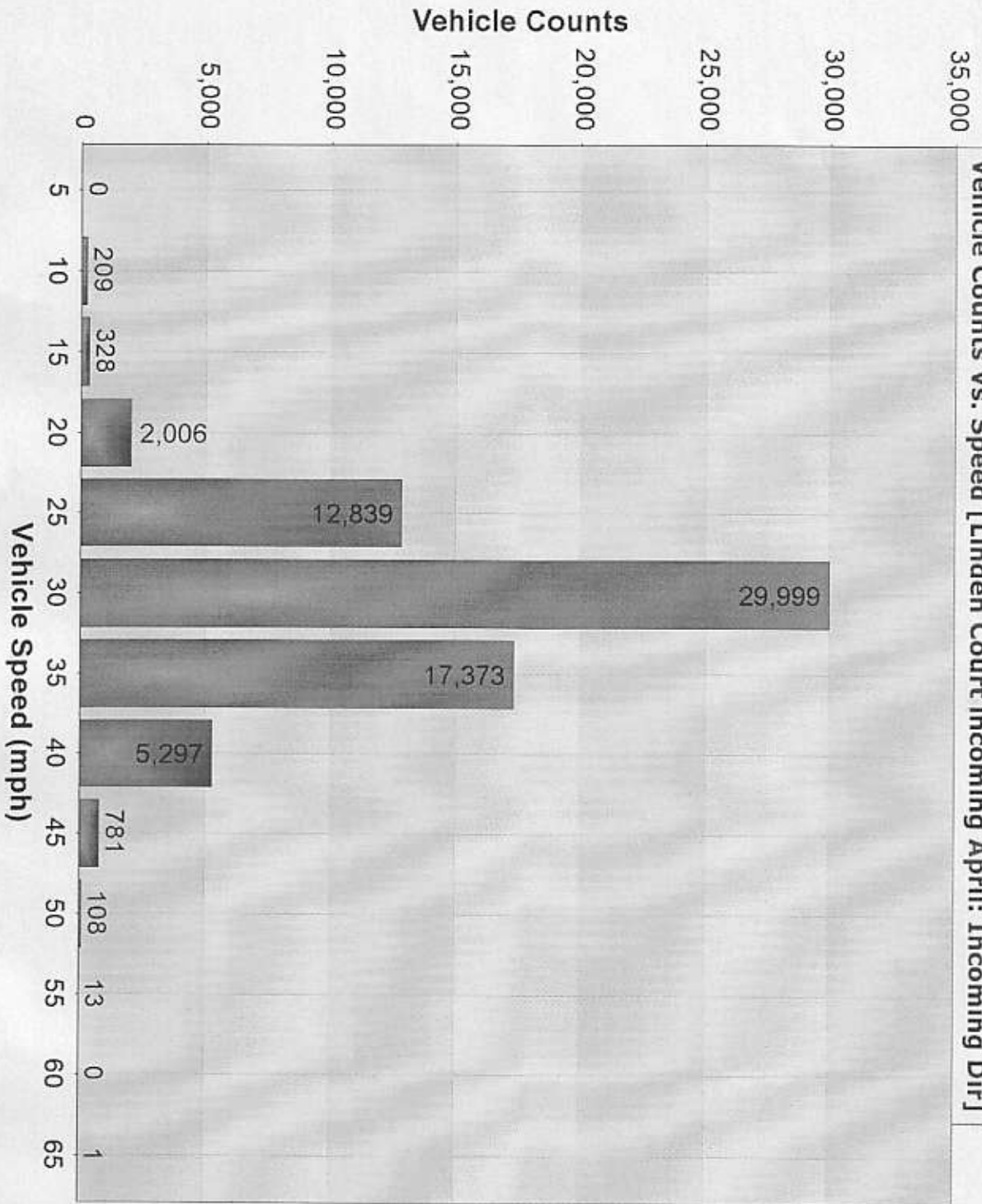


Vehicle Counts Vs. Speed [Linden Court incoming April: Incoming Dir]



68,954 Counts

TRAFFIC ANALYSIS REPORT

For Project: The Green incoming April
 Location/Name: Incoming Dir
 Report Generated: 04/05/2017 09:14:51
 Speed Intervals = 5 mph
 Time Intervals = 5 minutes

Traffic Report From 01/04/2017 00:15:00 through 15/04/2017 00:23:52

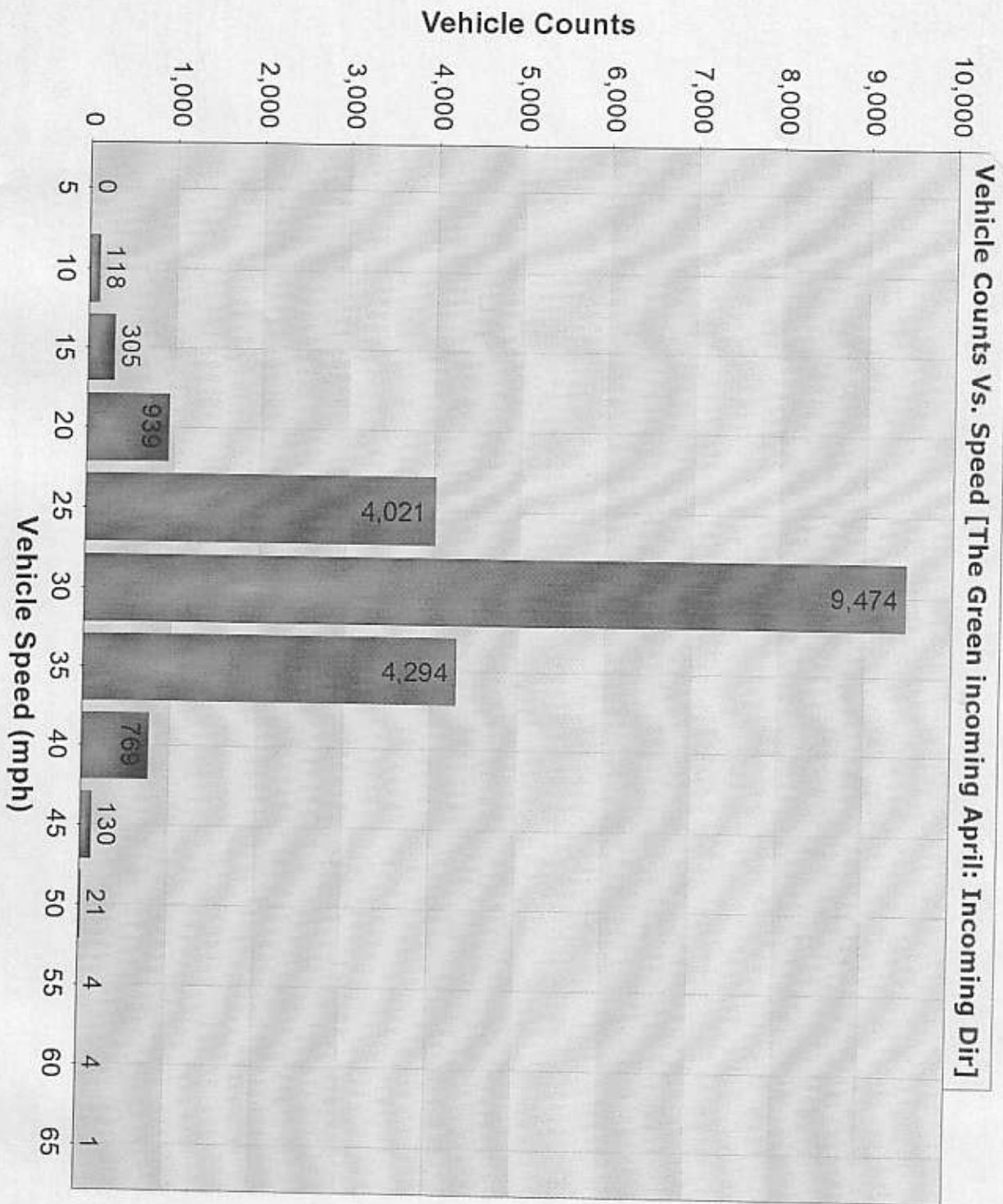
85th Percentile Speed = 32.6 mph
 85th Percentile Vehicles = 17,068 counts
 Max Speed = 65.0 mph on 01/04/2017 21:30:00
 Total Vehicles = 20,080 counts
 AADT: 1433.7

Volumes - weekly vehicle counts

Average Daily
 AM peak 8:00 to 9:00 88 78
 PM peak 5:00 to 6:00 142 124

Speed
 Speed limit: 30 mph
 85th Percentile Speed: 32.6 mph
 Average Speed: 29.8 mph

	Monday	Tuesday	Wednesday	Thursday	Friday	Saturday	Sunday
Count over limit	707	751	730	845	746	755	689
% over limit	24.5	25.0	23.5	26.9	25.4	27.7	30.1
Avg speeder	32.8	33.0	33.0	33.1	33.2	33.1	33.3



20,080 Counts

TRAFFIC ANALYSIS REPORT

For Project: Steel Bridge Incoming April
 Location/Name: Incoming Dir
 Report Generated: 04/05/2017 09:11:53
 Speed Intervals = 5 mph
 Time Intervals = 5 minutes

Traffic Report From 01/04/2017 00:15:00 through 01/05/2017 00:10:00

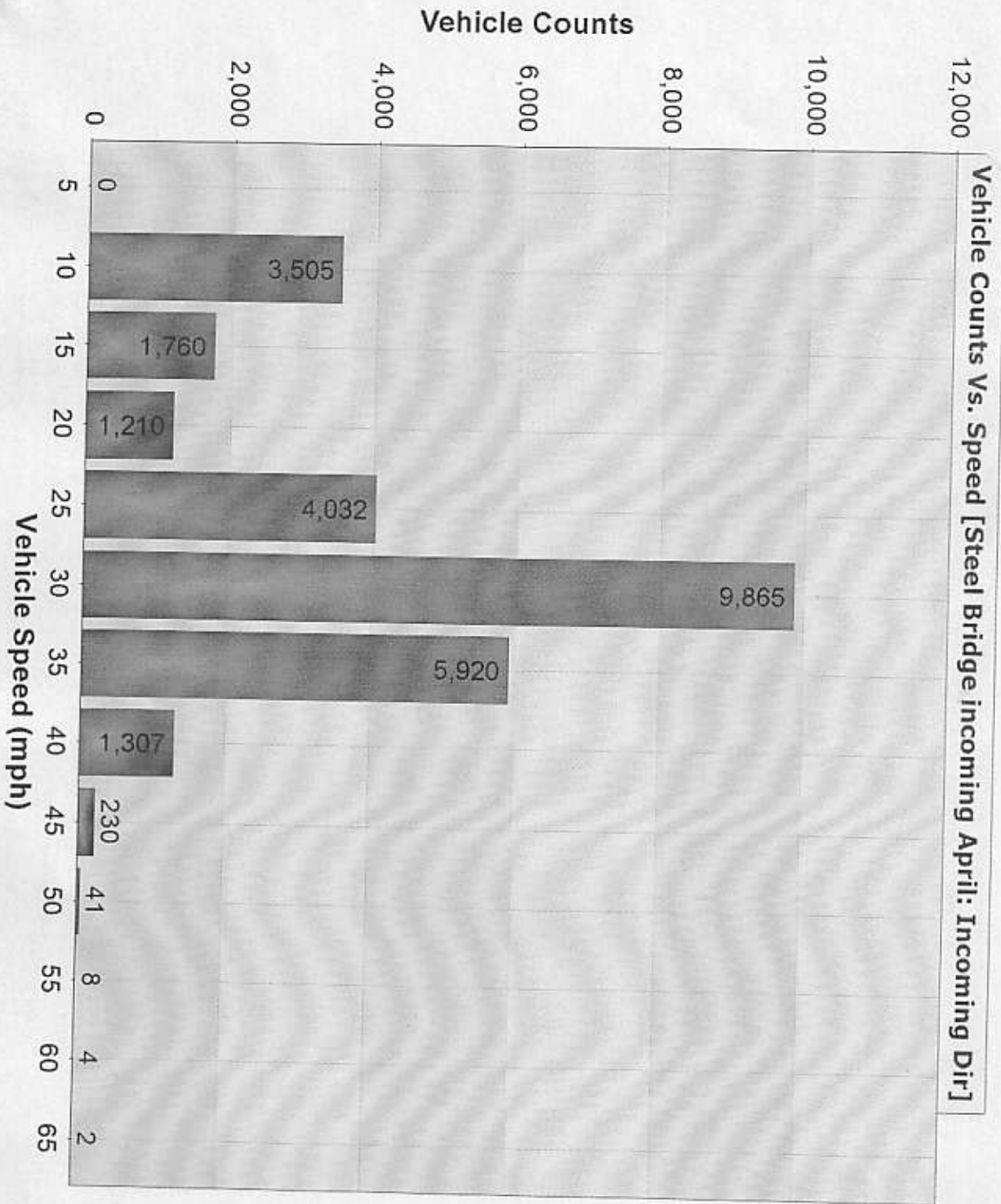
85th Percentile Speed = 32.8 mph
 85th Percentile Vehicles = 23,701 counts
 Max Speed = 65.0 mph on 06/04/2017 10:35:00
 Total Vehicles = 27,884 counts
 AADT: 929.6

Volumes - weekly vehicle counts

Average Daily	Time	5 Day	7 Day
AM peak	8:00 to 9:00	974	935
PM peak	5:00 to 6:00	78	73

Speed
 Speed limit: 30 mph
 85th Percentile Speed: 32.8 mph
 Average Speed: 27.1 mph

	Monday	Tuesday	Wednesday	Thursday	Friday	Saturday	Sunday
Count over limit	1095	1157	970	1093	1096	1144	957
% over limit	29.2	28.4	26.9	27.3	27.1	26.2	23.7
Avg speeder	33.4	33.4	33.3	33.3	33.3	33.3	33.1



27,884 ■ Counts

TRAFFIC ANALYSIS REPORT

For Project: Hurworth Road outgoing April
 Location/Name: Incoming Dir
 Report Generated: 04/05/2017 09:09:12
 Speed Intervals = 5 mph
 Time Intervals = 5 minutes

Traffic Report From 01/04/2017 00:15:00 through 01/05/2017 00:10:00

85th Percentile Speed = 34.8 mph
 85th Percentile Vehicles = 64,316 counts
 Max Speed = 75.0 mph on 01/04/2017 03:15:00
 Total Vehicles = 75,666 counts
 AADT: 2522.5

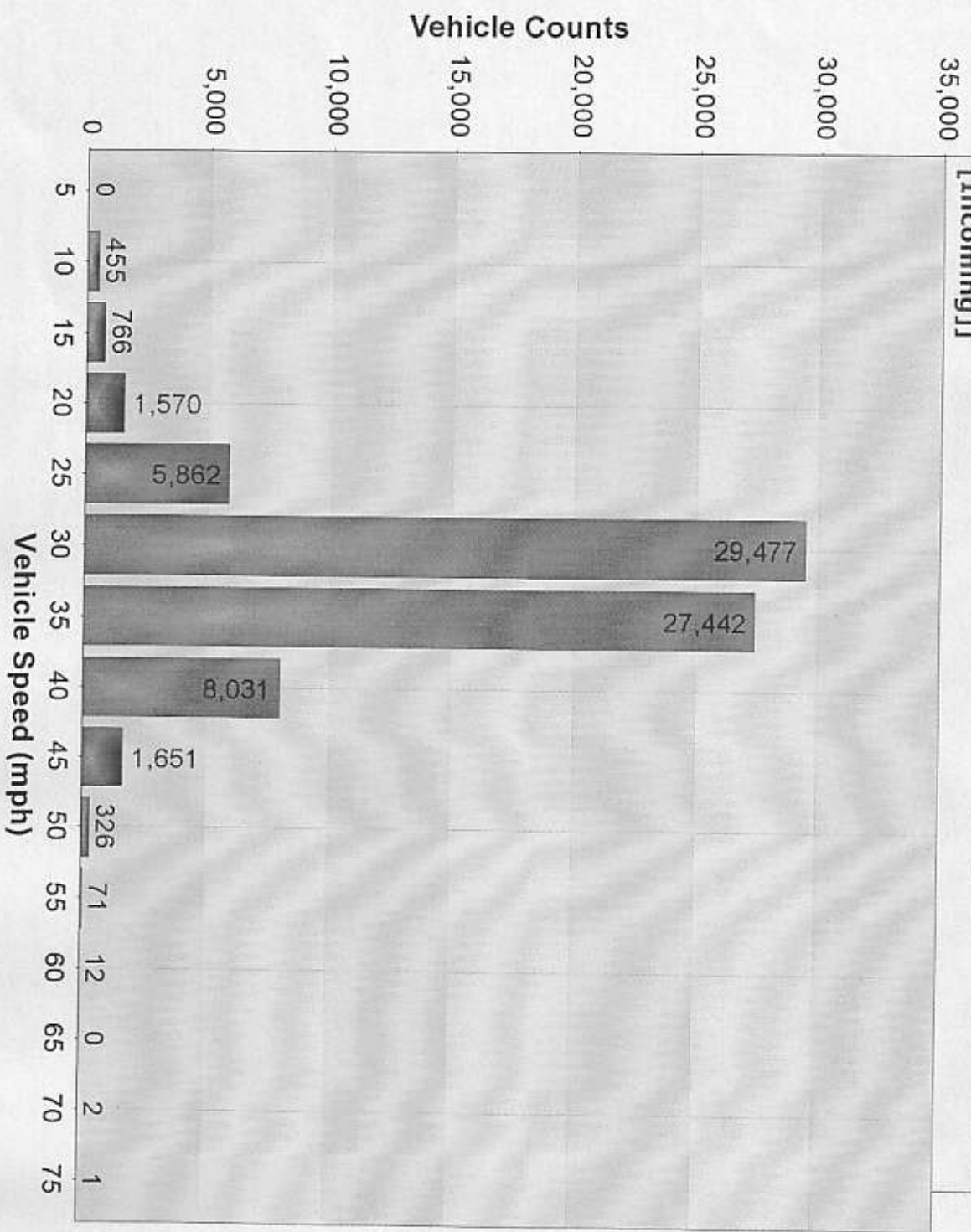
Volumes - weekly vehicle counts

Average Daily	Time	5 Day	7 Day
AM peak	8:00 to 9:00	2,747	2,554
PM peak	5:00 to 6:00	240	214

Speed
 Speed limit: 30 mph
 85th Percentile Speed: 34.8 mph
 Average Speed: 32.5 mph

	Monday	Tuesday	Wednesday	Thursday	Friday	Saturday	Sunday
Count over limit	4950	5152	5222	5404	5308	6208	5292
% over limit	48.0	45.9	47.8	46.4	48.9	55.1	56.1
Avg speeder	33.7	33.6	33.7	33.6	33.6	33.8	33.9

Vehicle Counts Vs. Speed [Hurworth Road outgoing April: Imported Data [Incoming]]



75,666 ■ Counts