

TRAFFIC ANALYSIS REPORT

For Project: Hurworth Road outgoing February
 Location/Name: Incoming Dir
 Report Generated: 01/03/2018 10:55:48
 Speed Intervals = 5 mph
 Time Intervals = 5 minutes

Traffic Report From 01/02/2018 00:15:00 through 01/03/2018 00:15:00

85th Percentile Speed = 34.6 mph
 85th Percentile Vehicles = 55,899 counts
 Max Speed = 75.0 mph on 12/02/2018 19:00:00
 Total Vehicles = 65,763 counts
 AADT: 2348.7

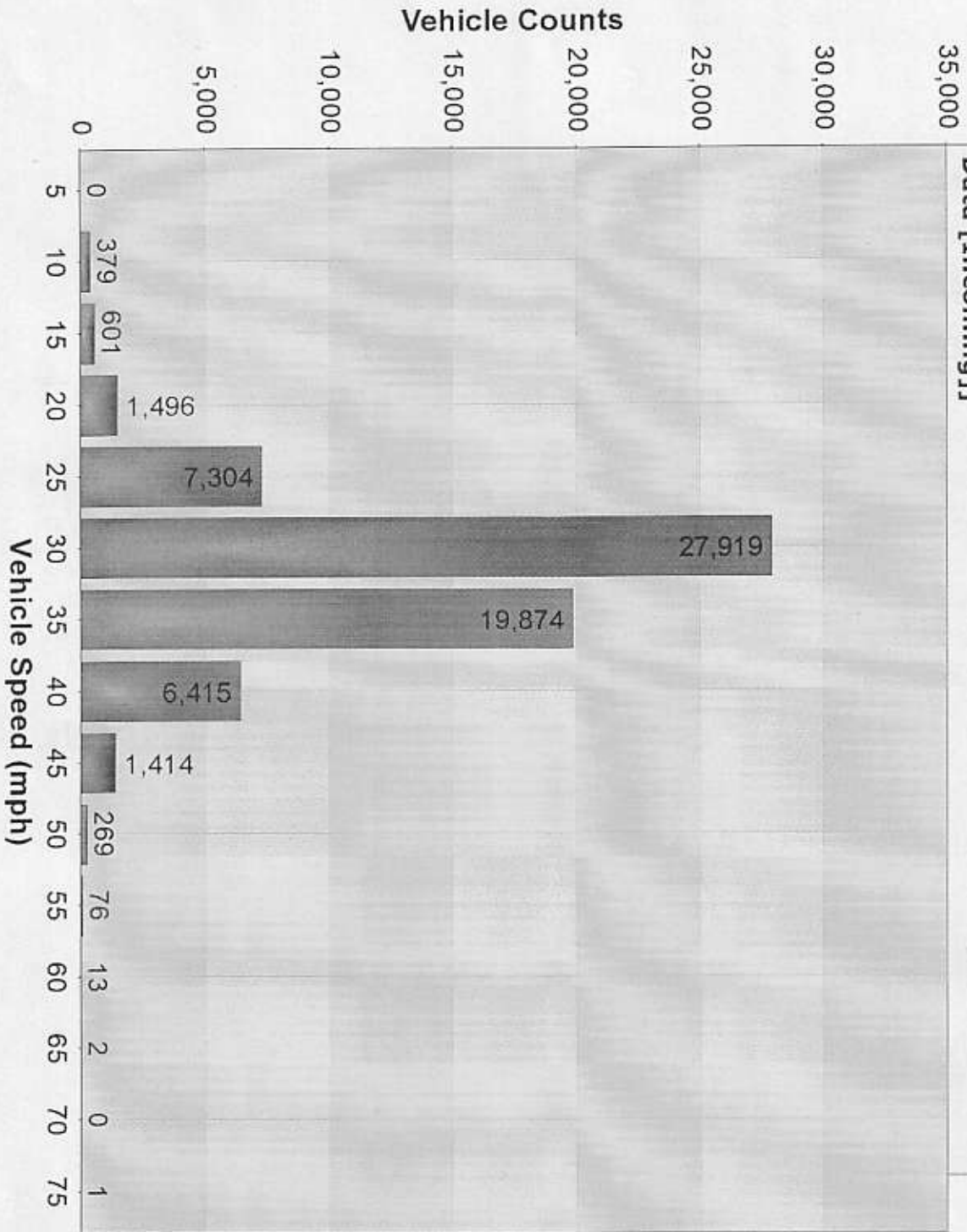
Volumes - weekly vehicle counts

Average Daily	Time	5 Day	7 Day
AM peak	8:00 to 9:00	2,528	2,348
PM peak	5:00 to 6:00	261	212
		215	189

Speed
 Speed limit: 30 mph
 85th Percentile Speed: 34.6 mph
 Average Speed: 31.9 mph

	Monday	Tuesday	Wednesday	Thursday	Friday	Saturday	Sunday
Count over limit	4225	3687	3406	4531	4487	4051	3677
% over limit	41.1	38.6	37.4	42.6	40.8	49.4	52.6
Avg speeder	33.8	33.8	33.6	33.9	33.8	33.9	34.2

Vehicle Counts Vs. Speed [Hurworth Road outgoing February: Imported Data [Incoming]]



65,763 Counts

TRAFFIC ANALYSIS REPORT

For Project: Steel Bridge incoming February
 Location/Name: Incoming Dir
 Report Generated: 01/03/2018 10:59:53
 Speed Intervals = 5 mph
 Time Intervals = 5 minutes

Traffic Report From 01/02/2018 00:15:00 through 01/03/2018 00:15:00

85th Percentile Speed = 32.6 mph
 85th Percentile Vehicles = 19,228 counts
 Max Speed = 60.0 mph on 12/02/2018 12:15:00
 Total Vehicles = 22,621 counts
 AADT: 807.9

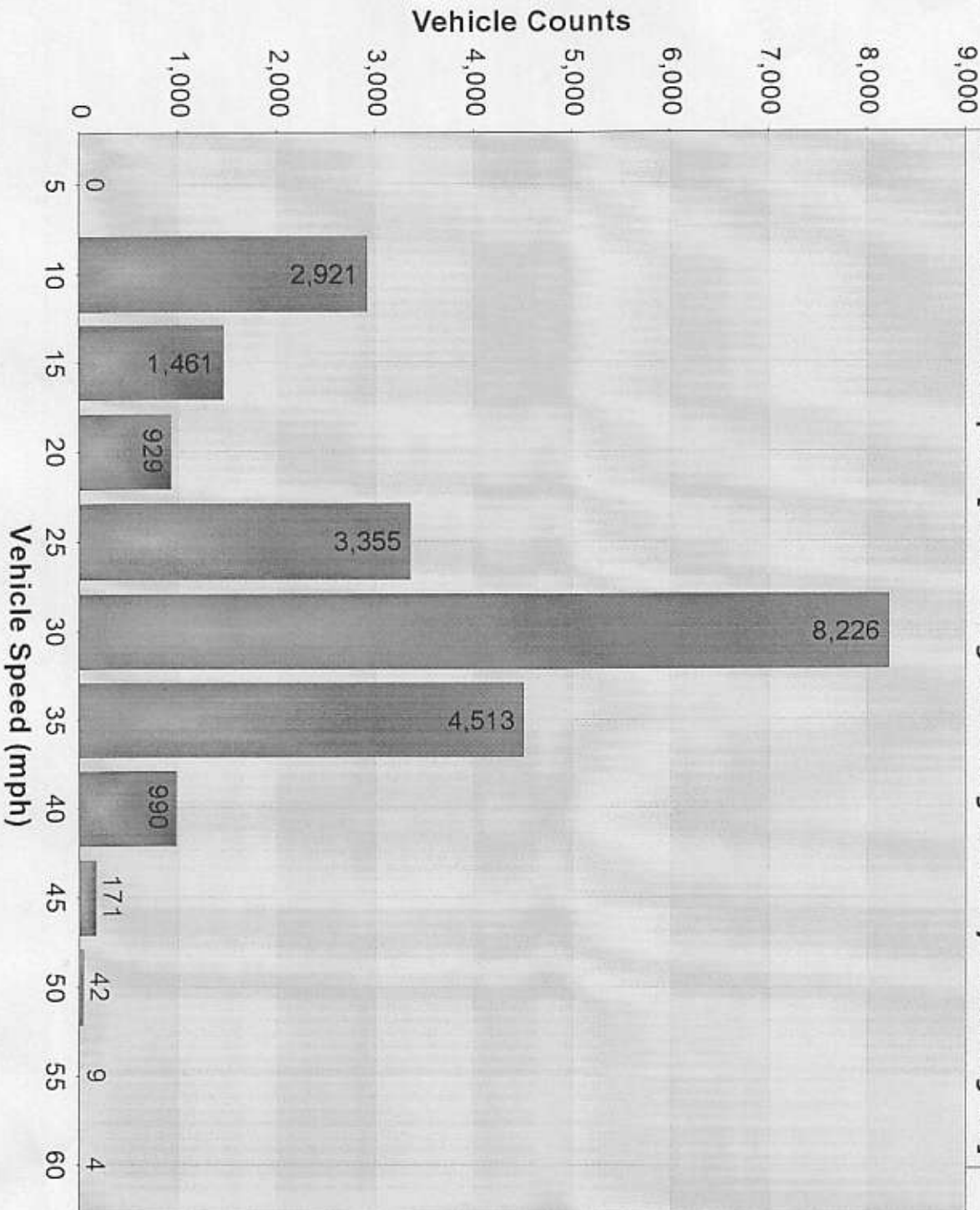
Volumes - weekly vehicle counts

Average Daily	Time	5 Day	7 Day
AM peak	8:00 to 9:00	101	79
PM peak	5:00 to 6:00	71	64

Speed
 Speed limit: 30 mph
 85th Percentile Speed: 32.6 mph
 Average Speed: 26.9 mph

	Monday	Tuesday	Wednesday	Thursday	Friday	Saturday	Sunday
Count over limit	958	761	739	962	966	739	604
% over limit	28.8	23.5	22.3	27.0	25.7	25.4	24.1
Avg speeder	33.5	33.3	33.2	33.2	33.2	33.5	33.4

Vehicle Counts Vs. Speed [Steel Bridge incoming February: Incoming Dir]



22,621 Counts

TRAFFIC ANALYSIS REPORT

For Project: Linden Court Incoming February
Location/Name: Incoming Dir
Report Generated: 01/03/2018 11:03:49
Speed Intervals = 5 mph
Time Intervals = 5 minutes

Traffic Report From 01/02/2018 00:15:00 through 01/03/2018 00:15:00

85th Percentile Speed = 33.5 mph
85th Percentile Vehicles = 98,560 counts
Max Speed = 60.0 mph on 17/02/2018 13:45:00
Total Vehicles = 115,953 counts
AADT: 4141.2

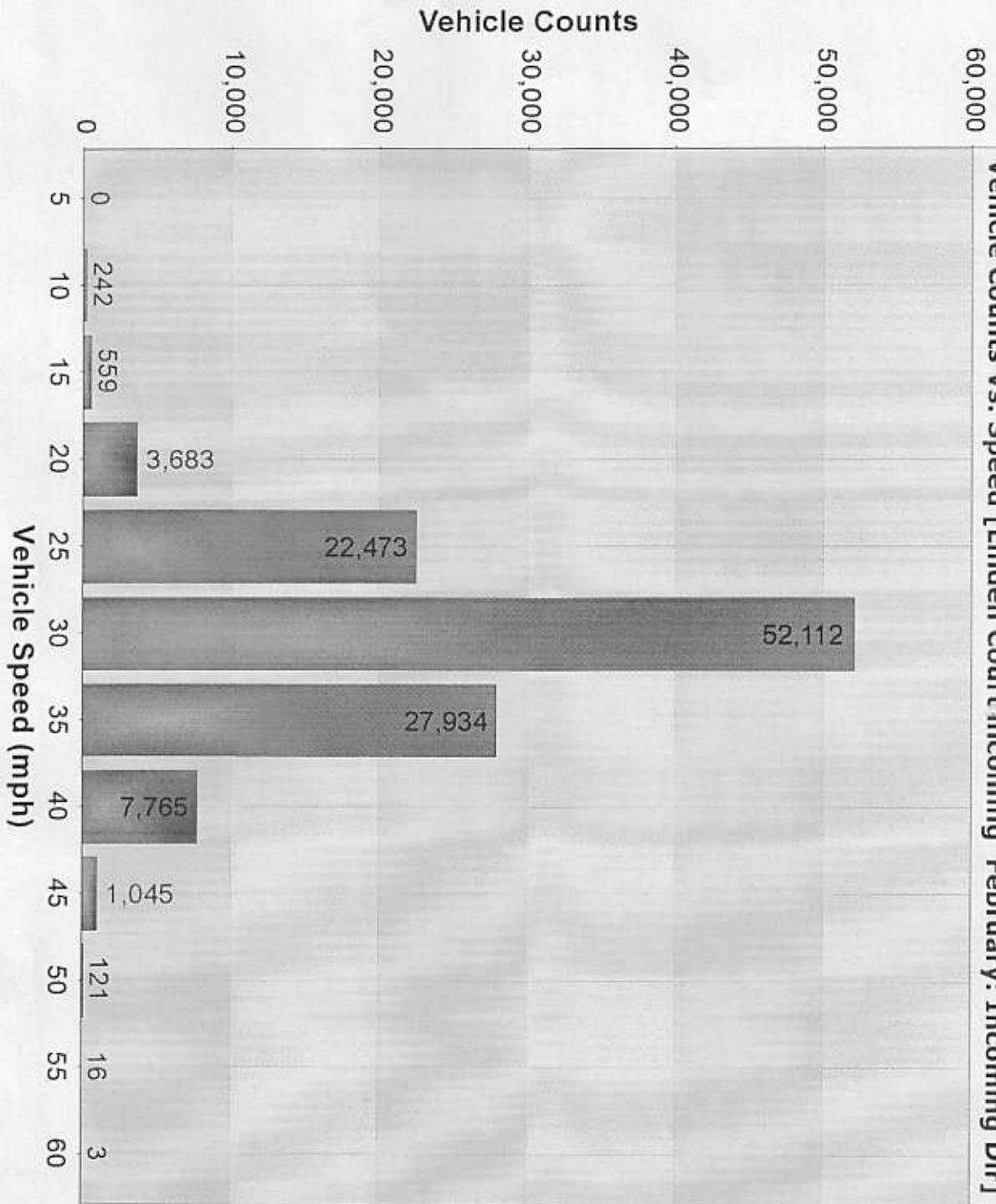
Volumes - weekly vehicle counts

Average Daily	Time	5 Day	7 Day
AM peak	8:00 to 9:00	405	339
PM peak	5:00 to 6:00	356	310

Speed
Speed limit: 30 mph
85th Percentile Speed: 33.5 mph
Average Speed: 30.6 mph

	Monday	Tuesday	Wednesday	Thursday	Friday	Saturday	Sunday
Count over limit	5382	4981	4803	5715	6002	5243	4758
% over limit	31.5	29.7	28.8	30.5	31.6	33.9	38.9
Avg speeder	33.4	33.3	33.3	33.4	33.4	33.5	33.6

Vehicle Counts Vs. Speed [Linden Court incoming February: Incoming Dir]



115,953 Counts