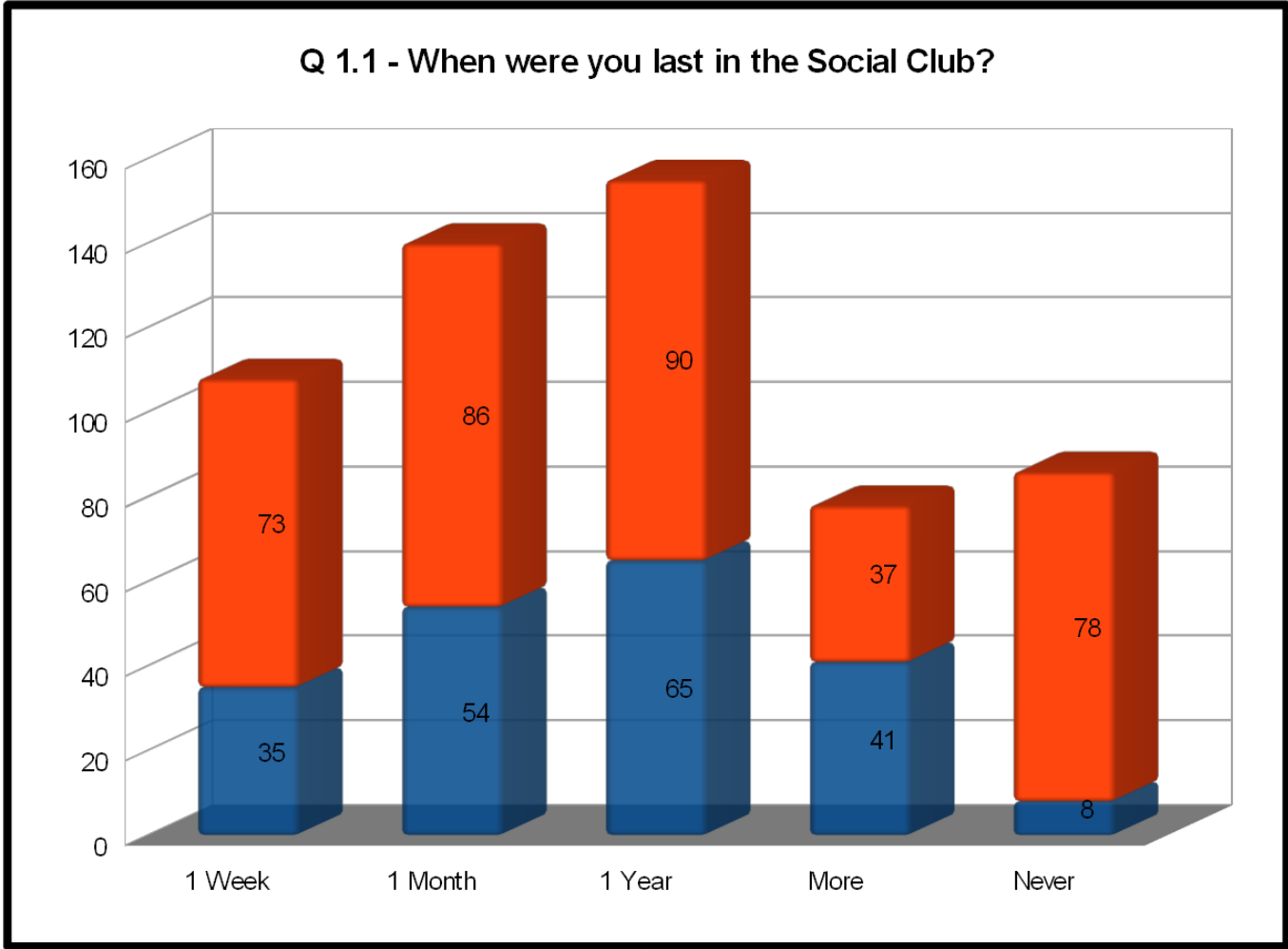


A NEW COMMUNITY CENTRE FOR DORNOCH?

RESULTS

Q1.1 - When were you last in the Social Club?

	Online		Manual		Total	
1 Week	35	17.24%	73	20.05%	108	19.05%
1 Month	54	26.60%	86	23.63%	140	24.69%
1 Year	65	32.02%	90	24.73%	155	27.34%
More than a Year	41	20.20%	37	10.16%	78	13.76%
Never	8	3.94%	78	21.43%	86	15.17%
Skipped	0		13		13	
Total	203		377		580	

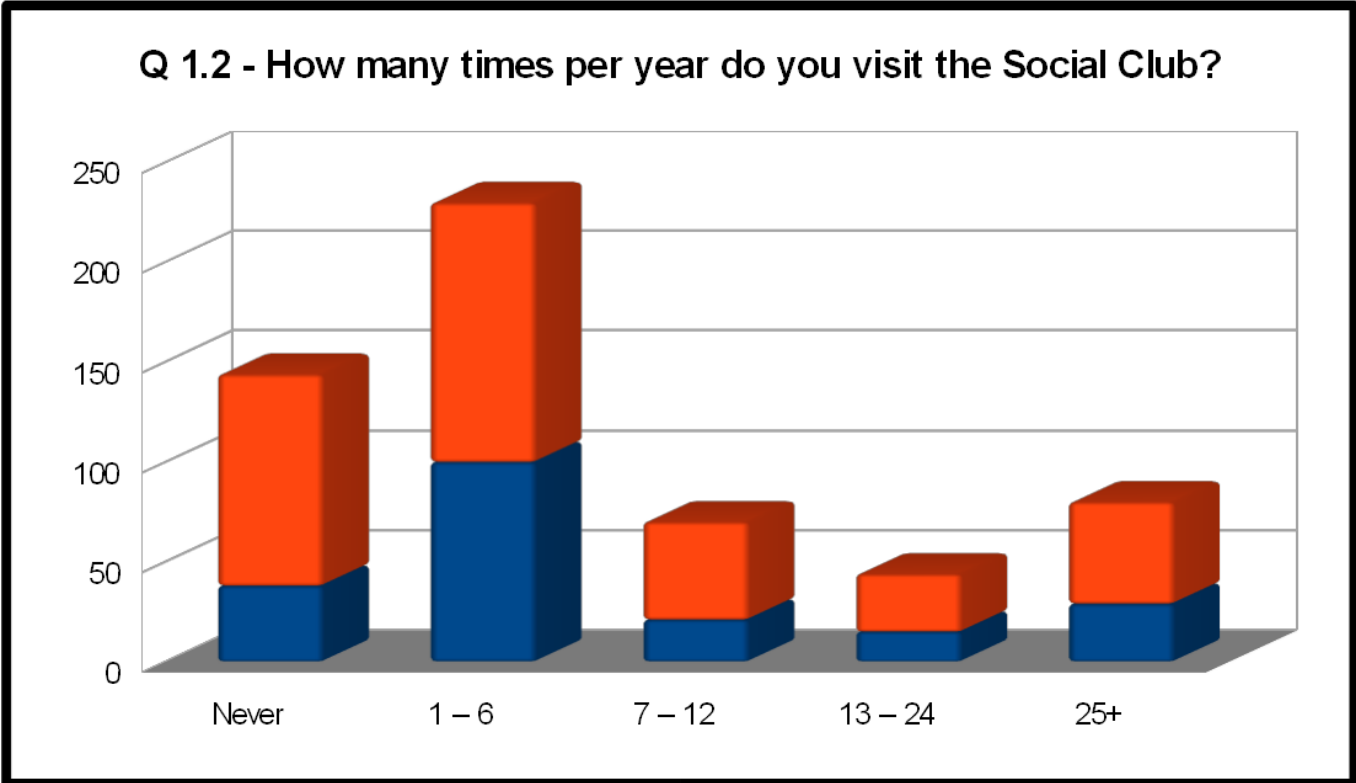


A NEW COMMUNITY CENTRE FOR DORNOCH?

RESULTS

Q 1.2 – How many times per year do you visit the Social Club?

	Online		Manual		Total	
Never	38	18.72%	106	29.04%	144	25.35%
1 – 6	100	49.26%	130	35.62%	230	40.49%
7 – 12	21	10.34%	49	13.42%	70	12.32%
13 – 24	15	7.39%	29	7.95%	44	7.75%
25+	29	14.29%	51	13.97%	80	14.08%
Skipped	0		12		12	
Total	203		377		580	



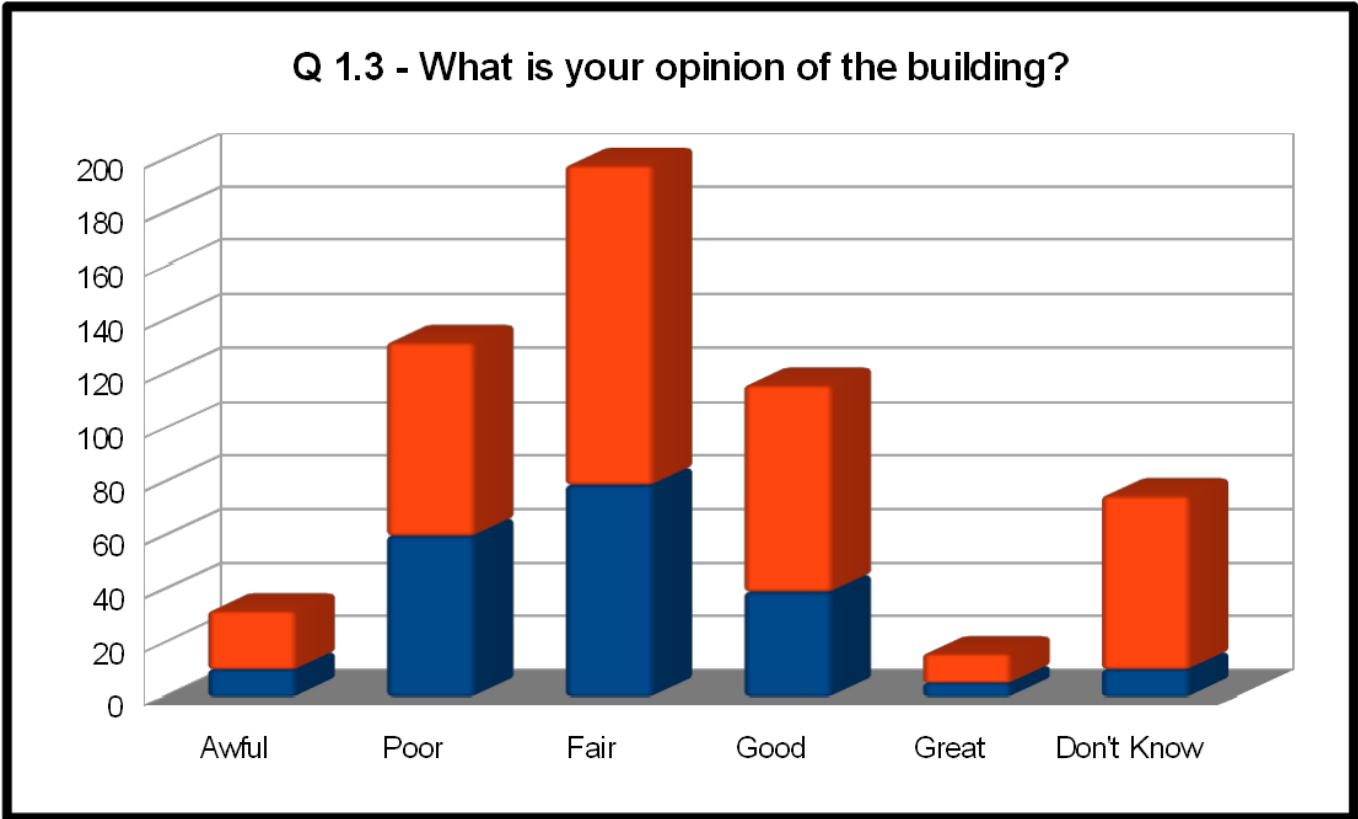
A NEW COMMUNITY CENTRE FOR DORNOCH?

RESULTS

Q 1.3 – What is your opinion of the building?

	Online		Manual		Total	
Awful	10	5.91%	22	5.46%	32	5.62%
Poor	60	30.05%	72	19.40%	132	23.20%
Fair	79	42.36%	119	30.60%	198	34.80%
Good	39	21.18%	77	19.95%	116	20.39%
Great	5	2.46%	11	3.01%	16	2.81%
Don't Know	10	6.40%	65	16.94%	75	13.18%

Skipped	0	11	11
Total	203	377	580



A NEW COMMUNITY CENTRE FOR DORNOCH?

RESULTS

Q 1.4 – What type of events do you attend in the Social Club?

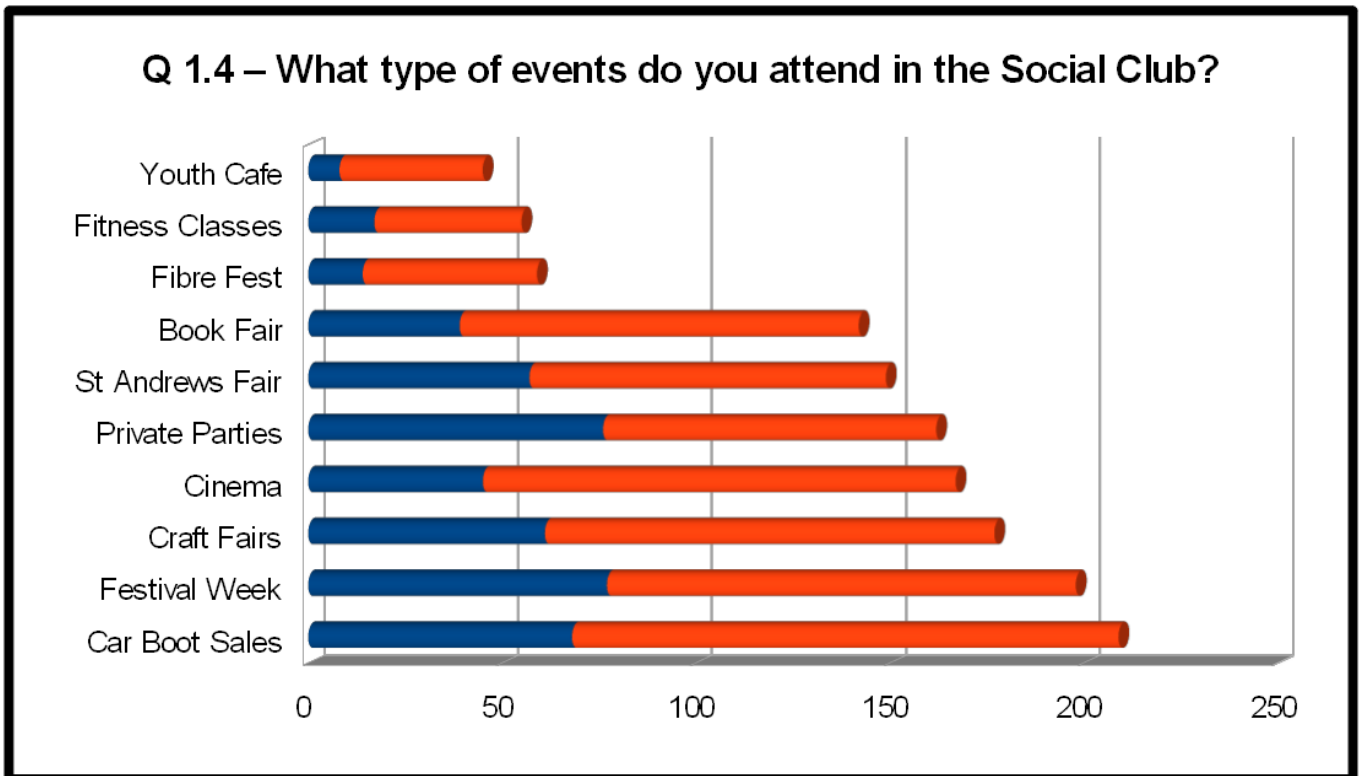
	Online		Manual		Total	
Car Boot Sales	68	33.50%	141	37.40%	209	36.03%
Festival Week	77	37.93%	121	32.10%	198	34.14%
Craft Fairs	61	30.05%	116	30.77%	177	30.52%
Cinema	45	22.17%	122	32.36%	167	28.79%
Private Parties	76	37.44%	86	22.81%	162	27.93%
St Andrews Fair	57	28.08%	92	24.40%	149	25.69%
Book Fair	39	19.21%	103	27.32%	142	24.48%
Fibre Fest	14	6.90%	45	11.94%	59	10.17%
Fitness Classes	17	8.37%	38	10.08%	55	9.48%
Youth Cafe	8	3.94%	37	9.81%	45	7.76%
Pilates, etc.	13	6.40%	27	7.16%	40	6.90%
Dance Classes	13	6.40%	22	5.84%	35	6.03%
Indoor Bowls	4	1.97%	21	5.57%	25	4.31%
Health Support	1	0.49%	6	1.59%	7	1.21%

Responses
Skipped

152
51

278
99

430
150



A NEW COMMUNITY CENTRE FOR DORNOCH?

RESULTS

Q1.5 – What would put you off attending events in the Social Club?

	Online		Manual		Total	
Poor heating	59	29.06%	102	27.06%	161	27.76%
Difficulty Parking	52	25.62%	96	25.46%	148	25.52%
Don't know what's on	45	22.17%	94	24.93%	139	23.97%
Poor toilets	60	29.56%	79	20.95%	139	23.97%
Uncomfortable seating	49	24.14%	73	19.36%	122	21.03%
Poor facilities	42	20.69%	61	16.18%	103	17.76%
No events interest me	32	15.76%	59	15.65%	91	15.69%
Can't be bothered going out	7	3.45%	53	14.06%	60	10.34%
Poor location	13	6.40%	40	10.61%	53	9.14%
Difficult Pedestrian Access	10	4.93%	41	10.88%	51	8.79%
Poor lighting	14	6.90%	32	8.49%	46	7.93%
Bad Acoustics	11	5.42%	26	6.90%	37	6.38%

Responses
Skipped

144
59

272
105

416
164

